



Mare Nostrum Monaco

MONACO

du 10 au 11 juin 2017 - Bassin de 50 m



Résultats

[Cotation FINA]


Records du 400 4 Nages Messieurs

Records du Monde: **4:03.84** PHELPS Michael (1985) USA 10/08/2008 PÉKIN
 Records d'Europe: **4:06.16** CSEH Laszlo (1985) HUN 10/08/2008 PÉKIN
 Monaco meeting records: **4:10.58** SETO Daiya (1994) JPN 14/06/2015 MONACO
 Mare Nostrum Records: **4:07.96** CSEH Laszlo (1985) HUN 14/06/2008 CANET

Série : 400 4 Nages Messieurs

[J2 : Di 11/06/2017 - R9]

1.	GRATZ Benjamin	1996	HUN	HUNGARIAN SWIMMING ASSOCIATION (...)	+0.70	4:19.23	832 pts
50 m :	27.50 (27.50)	100 m :	57.95 (30.45) [57.95]	150 m :	1:31.14 (33.19)	200 m :	2:03.71 (32.57) [1:05.76]
250 m :	2:40.48 (36.77)	300 m :	3:18.32 (37.84) [1:14.61]	350 m :	3:49.11 (30.79)	400 m :	4:19.23 (30.12) [1:00.91]
2.	HILL Robert	1996	CAN	SWIMMING CANADA (CAN)	+0.66	4:24.01	787 pts
50 m :	28.18 (28.18)	100 m :	1:00.33 (32.15) [1:00.33]	150 m :	1:34.33 (34.00)	200 m :	2:07.72 (33.39) [1:07.39]
250 m :	2:44.84 (37.12)	300 m :	3:22.74 (37.90) [1:15.02]	350 m :	3:54.05 (31.31)	400 m :	4:24.01 (29.96) [1:01.27]
3.	ELLIOTT Tomas	1995	AUS	AUSTRALIAN SWIMMING FEDERATION (...)	+0.66	4:25.64	773 pts
50 m :	27.39 (27.39)	100 m :	58.51 (31.12) [58.51]	150 m :	1:32.59 (34.08)	200 m :	2:06.64 (34.05) [1:08.13]
250 m :	2:43.89 (37.25)	300 m :	3:22.01 (38.12) [1:15.37]	350 m :	3:54.68 (32.67)	400 m :	4:25.64 (30.96) [1:03.63]
4.	CASTEJON Alex	1998	ESP	FEDERACIO CATALANO DE NATACIO (ESP)	+0.63	4:27.19	760 pts
50 m :	28.30 (28.30)	100 m :	1:00.71 (32.41) [1:00.71]	150 m :	1:36.70 (35.99)	200 m :	2:12.18 (35.48) [1:11.47]
250 m :	2:49.07 (36.89)	300 m :	3:25.49 (36.42) [1:13.31]	350 m :	3:57.18 (31.69)	400 m :	4:27.19 (30.01) [1:01.70]
5.	DANNHAUSER Joshua patrick	1998	RSA	SEAGULLS (RSA)	+0.74	4:29.43	741 pts
50 m :	28.43 (28.43)	100 m :	1:00.91 (32.48) [1:00.91]	150 m :	1:36.51 (35.60)	200 m :	2:10.59 (34.08) [1:09.68]
250 m :	2:48.96 (38.37)	300 m :	3:27.98 (39.02) [1:17.39]	350 m :	3:59.38 (31.40)	400 m :	4:29.43 (30.05) [1:01.45]
6.	CHAMPAGNE Montana	1996	CAN	SWIMMING CANADA (CAN)	+0.80	4:29.58	740 pts
50 m :	28.11 (28.11)	100 m :	1:00.29 (32.18) [1:00.29]	150 m :	1:35.70 (35.41)	200 m :	2:09.96 (34.26) [1:09.67]
250 m :	2:48.82 (38.86)	300 m :	3:27.48 (38.66) [1:17.52]	350 m :	3:59.74 (32.26)	400 m :	4:29.58 (29.84) [1:02.10]
7.	DUDAS Daniel	1994	HUN	IRON AQUATICS (HUN)	+0.69	4:29.77	738 pts
50 m :	27.63 (27.63)	100 m :	59.52 (31.89) [59.52]	150 m :	1:35.89 (36.37)	200 m :	2:11.97 (36.08) [1:12.45]
250 m :	2:51.57 (39.60)	300 m :	3:30.71 (39.14) [1:18.74]	350 m :	4:01.85 (31.14)	400 m :	4:29.77 (27.92) [59.06]
8.	OSINA Marek	1998	CZE	CZECH SWIMMING FEDERATION (CZE)	+0.76	4:30.91	729 pts
50 m :	27.45 (27.45)	100 m :	59.50 (32.05) [59.50]	150 m :	1:34.21 (34.71)	200 m :	2:08.85 (34.64) [1:09.35]
250 m :	2:47.18 (38.33)	300 m :	3:27.08 (39.90) [1:18.23]	350 m :	3:59.71 (32.63)	400 m :	4:30.91 (31.20) [1:03.83]
9.	ZAGLI Lorenzo	1994	ITA	NUOTO LIVORNO (ITA)	+0.77	4:34.66	699 pts
50 m :	29.15 (29.15)	100 m :	1:02.41 (33.26) [1:02.41]	150 m :	1:38.69 (36.28)	200 m :	2:13.87 (35.18) [1:11.46]
250 m :	2:53.76 (39.89)	300 m :	3:33.20 (39.44) [1:19.33]	350 m :	4:04.09 (30.89)	400 m :	4:34.66 (30.57) [1:01.46]
10.	COLLINS Jack-M	1997	USA	BADGER SWIM CLUB (USA)	+0.75	4:37.92	675 pts
50 m :	30.05 (30.05)	100 m :	1:03.09 (33.04) [1:03.09]	150 m :	1:39.96 (36.87)	200 m :	2:15.43 (35.47) [1:12.34]
250 m :	2:55.94 (40.51)	300 m :	3:35.99 (40.05) [1:20.56]	350 m :	4:07.79 (31.80)	400 m :	4:37.92 (30.13) [1:01.93]
11.	TOBIAS Jakob	1995	CZE	CZECH SWIMMING FEDERATION (CZE)	+0.73	4:39.52	663 pts
50 m :	28.58 (28.58)	100 m :	1:01.52 (32.94) [1:01.52]	150 m :	1:37.03 (35.51)	200 m :	2:13.45 (36.42) [1:11.93]
250 m :	2:54.28 (40.83)	300 m :	3:34.95 (40.67) [1:21.50]	350 m :	4:08.21 (33.26)	400 m :	4:39.52 (31.31) [1:04.57]
12.	MAKHIJA Aryan	2000	IND	SEAGULLS (RSA)	+0.74	4:48.28	605 pts
50 m :	29.83 (29.83)	100 m :	1:04.17 (34.34) [1:04.17]	150 m :	1:43.16 (38.99)	200 m :	2:21.09 (37.93) [1:16.92]
250 m :	3:02.42 (41.33)	300 m :	3:44.89 (42.47) [1:23.80]	350 m :	4:17.37 (32.48)	400 m :	4:48.28 (30.91) [1:03.39]
---	KEMP Gareth robert	1999	RSA	SEAGULLS (RSA)		DNS	dec





Mare Nostrum Monaco
MONACO
du 10 au 11 juin 2017 - Bassin de 50 m



Résultats

[Cotation FINA]


Records du 400 Nage Libre Dames

Records du Monde: **3:56.46** LEDECKY Katie (1997) USA 07/08/2016 RIO DE JANEIRO
Records d'Europe: **3:59.15** PELLEGRINI Federica (1988) ITA 26/07/2009 ROME
Monaco meeting records: **4:02.84** MUFFAT Camille (1989) FRA 09/06/2013 MONACO
Mare Nostrum Records: **4:02.84** MUFFAT Camille (1989) FRA 09/06/2013 MONACO

Série : 400 Nage Libre Dames

[J2 : Di 11/06/2017 - R9]

1.	HARVEY Mary-sophie	1999	CAN	ENERGY STANDARD CLUB (UKR)	+0.71	4:12.26	823 pts		
50 m :	29.69 (29.69)	100 m :	1:02.22 (32.53)	[1:02.22]	150 m :	1:34.91 (32.69)	200 m :	2:07.18 (32.27)	[1:04.96]
250 m :	2:38.16 (30.98)	300 m :	3:09.92 (31.76)	[1:02.74]	350 m :	3:41.20 (31.28)	400 m :	4:12.26 (31.06)	[1:02.34]
2.	NEALE Leah	1995	AUS	AUSTRALIAN SWIMMING FEDERATION (...)	+0.74	4:17.03	778 pts		
50 m :	29.84 (29.84)	100 m :	1:02.38 (32.54)	[1:02.38]	150 m :	1:34.83 (32.45)	200 m :	2:07.85 (33.02)	[1:05.47]
250 m :	2:39.66 (31.81)	300 m :	3:11.98 (32.32)	[1:04.13]	350 m :	3:44.65 (32.67)	400 m :	4:17.03 (32.38)	[1:05.05]
3.	WOODS Elyse	1998	AUS	AUSTRALIAN SWIMMING FEDERATION (...)	+0.69	4:21.57	738 pts		
50 m :	29.56 (29.56)	100 m :	1:01.88 (32.32)	[1:01.88]	150 m :	1:34.82 (32.94)	200 m :	2:08.14 (33.32)	[1:06.26]
250 m :	2:41.35 (33.21)	300 m :	3:14.73 (33.38)	[1:06.59]	350 m :	3:48.15 (33.42)	400 m :	4:21.57 (33.42)	[1:06.84]
4.	CHEN Huihui	2000	CHN	CHINA SWIMMING ASSOCIATION (CHN)	+0.80	4:23.50	722 pts		
50 m :	30.53 (30.53)	100 m :	1:03.36 (32.83)	[1:03.36]	150 m :	1:36.82 (33.46)	200 m :	2:10.09 (33.27)	[1:06.73]
250 m :	2:43.79 (33.70)	300 m :	3:17.31 (33.52)	[1:07.22]	350 m :	3:50.84 (33.53)	400 m :	4:23.50 (32.66)	[1:06.19]
5.	POU Lisa	1999	FRA	AS MONACO NATATION	+0.74	4:26.77	696 pts		
50 m :	30.83 (30.83)	100 m :	1:03.87 (33.04)	[1:03.87]	150 m :	1:37.12 (33.25)	200 m :	2:10.70 (33.58)	[1:06.83]
250 m :	2:44.55 (33.85)	300 m :	3:18.72 (34.17)	[1:08.02]	350 m :	3:53.01 (34.29)	400 m :	4:26.77 (33.76)	[1:08.05]
6.	BOHER Mathilde	2003	FRA	CANET 66 NATATION	+0.78	4:28.94	679 pts		
50 m :	30.59 (30.59)	100 m :	1:04.07 (33.48)	[1:04.07]	150 m :	1:37.79 (33.72)	200 m :	2:11.98 (34.19)	[1:07.91]
250 m :	2:46.54 (34.56)	300 m :	3:20.88 (34.34)	[1:08.90]	350 m :	3:55.18 (34.30)	400 m :	4:28.94 (33.76)	[1:08.06]
---	COSTANTINI Diane-Grace	2002	FRA	AS MONACO NATATION			DNS dec		
---	HOSSZU Katinka	1989	HUN	IRON AQUATICS (HUN)			DNS dec		





Mare Nostrum Monaco

MONACO
du 10 au 11 juin 2017 - Bassin de 50 m



Résultats

[Cotation FINA]

Records du 100 Papillon Messieurs

Records du Monde: **49.82** PHELPS Michael (1985) USA 01/08/2009 ROME
Records d'Europe: **49.95** CAVIC Milorad (1984) SRB 01/08/2009 ROME
Monaco meeting records: **51.58** LE CLOS Chad (1992) RSA 04/06/2016 MONACO
Mare Nostrum Records: **51.56** LE CLOS Chad (1992) RSA 08/06/2016 CANET

Finale A : 100 Papillon Messieurs

[J2 : Di 11/06/2017 - R9]

1.	GUY James	1995	GBR	BRITISH SWIMMING FEDERATION (GBR)	+0.66	52.30	864 pts
50 m :	24.71 (24.71)	100 m :	52.30 (27.59)	[52.30]			
2.	CSEH Laszlo	1985	HUN	EGRI USZO KLUB (HUN)	+0.72	52.35	861 pts
50 m :	24.73 (24.73)	100 m :	52.35 (27.62)	[52.35]			
3.	TSURKIN Yauhen	1990	BLR	BEARUSSIAN SWIMMING FEDERATION (...)	+0.68	52.79	840 pts
50 m :	24.65 (24.65)	100 m :	52.79 (28.14)	[52.79]			
4.	MORGAN David	1994	AUS	AUSTRALIAN SWIMMING FEDERATION (...)	+0.63	53.34	814 pts
50 m :	25.32 (25.32)	100 m :	53.34 (28.02)	[53.34]			
5.	BENEHOUTSOS Theodoros	1998	AUS	MELBOURNE VICENTRE (AUS)	+0.74	53.63	801 pts
50 m :	25.34 (25.34)	100 m :	53.63 (28.29)	[53.63]			
6.	BARRETT Adam	1992	GBR	LOUGHBOROUGH UNIVERSITY (GBR)	+0.69	53.72	797 pts
50 m :	24.89 (24.89)	100 m :	53.72 (28.83)	[53.72]			
7.	KHLOPTSOV Andrii	1998	UKR	ENERGY STANDARD CLUB (UKR)	+0.66	53.81	793 pts
50 m :	25.33 (25.33)	100 m :	53.81 (28.48)	[53.81]			
8.	PROZHOHA Dmytro	1997	UKR	ENERGY STANDARD CLUB (UKR)	+0.71	54.25	774 pts
50 m :	25.26 (25.26)	100 m :	54.25 (28.99)	[54.25]			

Finale B : 100 Papillon Messieurs


[J2 : Di 11/06/2017 - R7]

1.	DODALEU Yahor	1993	BLR	BEARUSSIAN SWIMMING FEDERATION (...)	+0.63	53.86	791 pts
50 m :	24.72 (24.72)	100 m :	53.86 (29.14)	[53.86]			
2.	BINNEMA Josiah	1997	CAN	SWIMMING CANADA (CAN)	+0.64	54.49	764 pts
50 m :	25.56 (25.56)	100 m :	54.49 (28.93)	[54.49]			
3.	PERREAULT Alexandre	1998	CAN	SWIMMING CANADA (CAN)	+0.60	54.75	753 pts
50 m :	25.59 (25.59)	100 m :	54.75 (29.16)	[54.75]			
4.	VAZAIOS Andreas	1994	GRE	HELLENIC SWIMMING FEDERATION (GRE)	+0.69	55.08	739 pts
50 m :	25.69 (25.69)	100 m :	55.08 (29.39)	[55.08]			
5.	CHAN Jie	1995	MAS	AMATEUR SWIMMING UNION OF MALAYS...	+0.66	55.21	734 pts
50 m :	25.71 (25.71)	100 m :	55.21 (29.50)	[55.21]			
6.	PUIG GARRICH Albert	1994	ESP	FEDERACIO CATALANO DE NATACIO (ESP)	+0.64	55.32	730 pts
50 m :	26.00 (26.00)	100 m :	55.32 (29.32)	[55.32]			
7.	JARVIS Calum	1992	GBR	BRITISH SWIMMING FEDERATION (GBR)	+0.70	56.15	698 pts
50 m :	26.37 (26.37)	100 m :	56.15 (29.78)	[56.15]			
8.	TERN Jian-Han	1995	MAS	AMATEUR SWIMMING UNION OF MALAYS...	+0.61	57.02	667 pts
50 m :	26.20 (26.20)	100 m :	57.02 (30.82)	[57.02]			

Séries : 100 Papillon Messieurs

[J2 : Di 11/06/2017 - R6]

QFA	1.	GUY James	1995	GBR	BRITISH SWIMMING FEDERATION (GBR)	+0.67	53.09	826 pts
	50 m :	25.06 (25.06)	100 m :	53.09 (28.03)	[53.09]			
QFA	2.	TSURKIN Yauhen	1990	BLR	BEARUSSIAN SWIMMING FEDERATION (...)	+0.64	53.53	806 pts
	50 m :	25.09 (25.09)	100 m :	53.53 (28.44)	[53.53]			
QFA	3.	KHLOPTSOV Andrii	1998	UKR	ENERGY STANDARD CLUB (UKR)	+0.68	54.21	776 pts
	50 m :	25.40 (25.40)	100 m :	54.21 (28.81)	[54.21]			
QFA	4.	BENEHOUTSOS Theodoros	1998	AUS	MELBOURNE VICENTRE (AUS)	+0.74	54.27	773 pts
	50 m :	25.72 (25.72)	100 m :	54.27 (28.55)	[54.27]			
QFA	5.	CSEH Laszlo	1985	HUN	EGRI USZO KLUB (HUN)	+0.70	54.33	771 pts
	50 m :	25.57 (25.57)	100 m :	54.33 (28.76)	[54.33]			
QFA	6.	MORGAN David	1994	AUS	AUSTRALIAN SWIMMING FEDERATION (...)	+0.64	54.54	762 pts
	50 m :	25.51 (25.51)	100 m :	54.54 (29.03)	[54.54]			
QFA	7.	BARRETT Adam	1992	GBR	LOUGHBOROUGH UNIVERSITY (GBR)	+0.68	54.63	758 pts
	50 m :	25.26 (25.26)	100 m :	54.63 (29.37)	[54.63]			
QFA	8.	PROZHOHA Dmytro	1997	UKR	ENERGY STANDARD CLUB (UKR)	+0.69	54.93	746 pts
	50 m :	25.78 (25.78)	100 m :	54.93 (29.15)	[54.93]			





Mare Nostrum Monaco
MONACO
du 10 au 11 juin 2017 - Bassin de 50 m




Résultats

(Suite) Séries : 100 Papillon Messieurs

[J2 : Di 11/06/2017 - R6]

QFB	9.	PERREAULT Alexandre	1998	CAN	SWIMMING CANADA (CAN)	+0.62	54.98	744 pts
	50 m :	25.79 (25.79)	100 m :	54.98 (29.19)	[54.98]			
QFB	10.	BROWN Devon Myles	1992	RSA	SEAGULLS (RSA)	+0.65	54.99	743 pts
	50 m :	25.95 (25.95)	100 m :	54.99 (29.04)	[54.99]			
QFB	11.	DODALEU Yahor	1993	BLR	BEARUSSIAN SWIMMING FEDERATION (...)	+0.63	55.10	739 pts
	50 m :	25.61 (25.61)	100 m :	55.10 (29.49)	[55.10]			
QFB	12.	BINNEMA Josiah	1997	CAN	SWIMMING CANADA (CAN)	+0.67	55.15	737 pts
	50 m :	25.56 (25.56)	100 m :	55.15 (29.59)	[55.15]			
QFB	13.	CHAN Jie	1995	MAS	AMATEUR SWIMMING UNION OF MALAYS...	+0.62	55.42	726 pts
	50 m :	25.93 (25.93)	100 m :	55.42 (29.49)	[55.42]			
QFB	14.	VAZAIOS Andreas	1994	GRE	HELLENIC SWIMMING FEDERATION (GRE)	+0.72	55.44	725 pts
	50 m :	26.21 (26.21)	100 m :	55.44 (29.23)	[55.44]			
QFB	15.	JARVIS Calum	1992	GBR	BRITISH SWIMMING FEDERATION (GBR)	+0.69	55.87	709 pts
	50 m :	26.42 (26.42)	100 m :	55.87 (29.45)	[55.87]			
QFB	16.	PUIG GARRICH Albert	1994	ESP	FEDERACIO CATALANO DE NATACIO (ESP)	+0.66	55.93	706 pts
	50 m :	26.32 (26.32)	100 m :	55.93 (29.61)	[55.93]			
	17.	TERN Jian-Han	1995	MAS	AMATEUR SWIMMING UNION OF MALAYS...	+0.62	56.26	694 pts
	50 m :	26.44 (26.44)	100 m :	56.26 (29.82)	[56.26]			
	18.	LAI Chiquan	1996	CHN	CHINA SWIMMING ASSOCIATION (CHN)	+0.67	56.38	689 pts
	50 m :	26.66 (26.66)	100 m :	56.38 (29.72)	[56.38]			
	19.	KEITH Lim	1997	MAS	AMATEUR SWIMMING UNION OF MALAYS...	+0.64	56.62	681 pts
	50 m :	26.45 (26.45)	100 m :	56.62 (30.17)	[56.62]			
	20.	MIGNON Clément	1993	FRA	CN MARSEILLE	+0.65	56.77	675 pts
	50 m :	26.55 (26.55)	100 m :	56.77 (30.22)	[56.77]			
	21.	ZABALO Julen	1993	ESP	BASQUE SWIMMING FEDERATION (ESP)	+0.73	57.18	661 pts
	50 m :	26.96 (26.96)	100 m :	57.18 (30.22)	[57.18]			
	22.	HE Yaohui	2000	CHN	CHINA SWIMMING ASSOCIATION (CHN)	+0.66	57.39	654 pts
	50 m :	26.93 (26.93)	100 m :	57.39 (30.46)	[57.39]			
	23.	DUDAS Daniel	1994	HUN	IRON AQUATICS (HUN)	+0.66	57.85	638 pts
	50 m :	26.60 (26.60)	100 m :	57.85 (31.25)	[57.85]			
	24.	VERMEULEN Ockert cornelius	1997	RSA	SEAGULLS (RSA)	+0.67	57.92	636 pts
	50 m :	26.73 (26.73)	100 m :	57.92 (31.19)	[57.92]			
	25.	CORDEIRO Tiago roberto	2000	RSA	SEAGULLS (RSA)	+0.71	58.68	611 pts
	50 m :	28.19 (28.19)	100 m :	58.68 (30.49)	[58.68]			
	26.	KARAN Kota raj	2000	IND	SEAGULLS (RSA)	+0.81	58.92	604 pts
	50 m :	28.13 (28.13)	100 m :	58.92 (30.79)	[58.92]			
	27.	BORZENKO Sergey	2000	RUS	AS MONACO NATATION	+0.70	59.33	592 pts
	50 m :	27.27 (27.27)	100 m :	59.33 (32.06)	[59.33]			
	28.	GOWER-WINTER Rance	1999	RSA	SEAGULLS (RSA)	+0.68	59.41	589 pts
	50 m :	28.22 (28.22)	100 m :	59.41 (31.19)	[59.41]			
	29.	CAMBLONG Tommy-Lee	2001	FRA	CANET 66 NATATION	+0.68	1:00.88	548 pts
	50 m :	28.83 (28.83)	100 m :	1:00.88 (32.05)	[1:00.88]			
	30.	VIALE Samuele	1999	ITA	AS MONACO NATATION	+0.69	1:00.95	546 pts
	50 m :	28.14 (28.14)	100 m :	1:00.95 (32.81)	[1:00.95]			
	31.	KHALIL Adib	2002	FRA	AS MONACO NATATION	+0.73	1:02.52	506 pts
	50 m :	29.61 (29.61)	100 m :	1:02.52 (32.91)	[1:02.52]			
	32.	AQUILINA Anton	2000	MON	FEDERATION MONEGASQUE DE NATATIO...	+0.72	1:02.95	495 pts
	50 m :	29.45 (29.45)	100 m :	1:02.95 (33.50)	[1:02.95]			
	---	GARASYMOVYTCH Oleg	1997	FRA	CN AVIGNON		DNS dec	
	---	GRAHAM Alexander	1995	AUS	AUSTRALIAN SWIMMING FEDERATION (...)		DNS dec	
	---	POYTAKIVI Riku	1993	FIN	FINNISH SWIMMING ASSOCIATION (FIN)		DNS dec	





Mare Nostrum Monaco
MONACO
du 10 au 11 juin 2017 - Bassin de 50 m



Résultats

[Cotation FINA]

Records du 200 Papillon Dames

Records du Monde: **2:01.81** LIU Zige (1989) CHN 21/10/2009 JINAN
Records d'Europe: **2:04.27** HOSSZU Katinka (1989) HUN 29/07/2009 ROME
Monaco meeting records: **2:06.70** HASEGAWA Suzuka (2000) JPN 11/06/2017 MONACO
Mare Nostrum Records: **2:06.70** HASEGAWA Suzuka (2000) JPN 11/06/2017 MONACO

Finale A : 200 Papillon Dames


[J2 : Di 11/06/2017 - R9]

1.	HASEGAWA Suzuka	2000	JPN	JAPAN SWIMMING FEDERATION (JPN)	+0.64	2:06.70	888 pts	MR
50 m :	29.25 (29.25)	100 m :	1:01.70 (32.45)	[1:01.70]	150 m :	1:34.34 (32.64)	200 m :	2:06.70 (32.36) [1:05.00]
2.	CHIMROVA Svetlana	1996	RUS	RUSSIAN SWIMMING FEDERATION (RUS)	+0.68	2:07.67	868 pts	
50 m :	28.87 (28.87)	100 m :	1:01.59 (32.72)	[1:01.59]	150 m :	1:34.31 (32.72)	200 m :	2:07.67 (33.36) [1:06.08]
3.	HOSSZU Katinka	1989	HUN	IRON AQUATICS (HUN)	+0.67	2:08.69	848 pts	
50 m :	29.07 (29.07)	100 m :	1:01.62 (32.55)	[1:01.62]	150 m :	1:35.30 (33.68)	200 m :	2:08.69 (33.39) [1:07.07]
4.	MAKINO Hiroko	1999	JPN	JAPAN SWIMMING FEDERATION (JPN)	+0.62	2:09.12	839 pts	
50 m :	29.49 (29.49)	100 m :	1:02.09 (32.60)	[1:02.09]	150 m :	1:35.68 (33.59)	200 m :	2:09.12 (33.44) [1:07.03]
5.	GROVES Madeline	1995	AUS	AUSTRALIAN SWIMMING FEDERATION (...)	+0.71	2:11.44	795 pts	
50 m :	28.92 (28.92)	100 m :	1:02.07 (33.15)	[1:02.07]	150 m :	1:36.32 (34.25)	200 m :	2:11.44 (35.12) [1:09.37]
6.	WANG Siqi	1998	CHN	CHINA SWIMMING ASSOCIATION (CHN)	+0.69	2:14.09	749 pts	
50 m :	29.83 (29.83)	100 m :	1:03.23 (33.40)	[1:03.23]	150 m :	1:38.45 (35.22)	200 m :	2:14.09 (35.64) [1:10.86]
7.	GUZHENKOVA Anastasia	1997	RUS	RUSSIAN SWIMMING FEDERATION (RUS)	+0.77	2:14.12	749 pts	
50 m :	29.76 (29.76)	100 m :	1:03.84 (34.08)	[1:03.84]	150 m :	1:38.54 (34.70)	200 m :	2:14.12 (35.58) [1:10.28]
8.	SHERIDAN Mikkayla	1995	AUS	AUSTRALIAN SWIMMING FEDERATION (...)	+0.73	2:14.30	746 pts	
50 m :	29.32 (29.32)	100 m :	1:03.18 (33.86)	[1:03.18]	150 m :	1:37.90 (34.72)	200 m :	2:14.30 (36.40) [1:11.12]

Séries : 200 Papillon Dames

[J2 : Di 11/06/2017 - R6]

1.	HASEGAWA Suzuka	2000	JPN	JAPAN SWIMMING FEDERATION (JPN)	+0.65	2:10.72	809 pts	
50 m :	29.59 (29.59)	100 m :	1:02.37 (32.78)	[1:02.37]	150 m :	1:36.72 (34.35)	200 m :	2:10.72 (34.00) [1:08.35]
2.	CHIMROVA Svetlana	1996	RUS	RUSSIAN SWIMMING FEDERATION (RUS)	+0.72	2:10.95	804 pts	
50 m :	29.73 (29.73)	100 m :	1:03.37 (33.64)	[1:03.37]	150 m :	1:37.25 (33.88)	200 m :	2:10.95 (33.70) [1:07.58]
3.	GROVES Madeline	1995	AUS	AUSTRALIAN SWIMMING FEDERATION (...)	+0.72	2:11.08	802 pts	
50 m :	29.03 (29.03)	100 m :	1:02.36 (33.33)	[1:02.36]	150 m :	1:37.09 (34.73)	200 m :	2:11.08 (33.99) [1:08.72]
4.	HOSSZU Katinka	1989	HUN	IRON AQUATICS (HUN)	+0.70	2:11.55	793 pts	
50 m :	29.83 (29.83)	100 m :	1:03.71 (33.88)	[1:03.71]	150 m :	1:38.10 (34.39)	200 m :	2:11.55 (33.45) [1:07.84]
5.	GUZHENKOVA Anastasia	1997	RUS	RUSSIAN SWIMMING FEDERATION (RUS)	+0.82	2:15.14	732 pts	
50 m :	30.21 (30.21)	100 m :	1:04.93 (34.72)	[1:04.93]	150 m :	1:39.67 (34.74)	200 m :	2:15.14 (35.47) [1:10.21]
6.	MAKINO Hiroko	1999	JPN	JAPAN SWIMMING FEDERATION (JPN)	+0.62	2:15.21	731 pts	
50 m :	30.27 (30.27)	100 m :	1:04.05 (33.78)	[1:04.05]	150 m :	1:39.19 (35.14)	200 m :	2:15.21 (36.02) [1:11.16]
7.	SHERIDAN Mikkayla	1995	AUS	AUSTRALIAN SWIMMING FEDERATION (...)	+0.73	2:15.84	721 pts	
50 m :	29.76 (29.76)	100 m :	1:04.42 (34.66)	[1:04.42]	150 m :	1:39.41 (34.99)	200 m :	2:15.84 (36.43) [1:11.42]
8.	WANG Siqi	1998	CHN	CHINA SWIMMING ASSOCIATION (CHN)	+0.72	2:17.53	694 pts	
50 m :	30.37 (30.37)	100 m :	1:04.75 (34.38)	[1:04.75]	150 m :	1:41.27 (36.52)	200 m :	2:17.53 (36.26) [1:12.78]
9.	NEGRI Susanna	1990	ITA	TEAM LOMBARDIA (ITA)	+0.74	2:21.17	642 pts	
50 m :	32.01 (32.01)	100 m :	1:07.59 (35.58)	[1:07.59]	150 m :	1:44.44 (36.85)	200 m :	2:21.17 (36.73) [1:13.58]
10.	GASSET Lison	2000	FRA	AS MONACO NATATION	+0.69	2:31.96	515 pts	
50 m :	33.22 (33.22)	100 m :	1:11.14 (37.92)	[1:11.14]	150 m :	1:50.68 (39.54)	200 m :	2:31.96 (41.28) [1:20.82]





Mare Nostrum Monaco

MONACO

du 10 au 11 juin 2017 - Bassin de 50 m



Résultats

[Cotation FINA]

Records du 200 Dos Messieurs

Records du Monde: **1:51.92** PEIRSOL Aaron (1983) USA 31/07/2009 ROME
 Records d'Europe: **1:53.97** RYLOV Evgeny (1996) RUS 11/08/2016 RIO DE JANEIRO
 Monaco meeting records: **1:54.34** IRIE Ryosuke (1990) JPN 12/06/2011 MONACO
 Mare Nostrum Records: **1:54.34** IRIE Ryosuke (1990) JPN 12/06/2011 MONACO

Finale A : 200 Dos Messieurs

[J2 : Di 11/06/2017 - R9]

1.	LARKIN Mitchell	1993	AUS	AUSTRALIAN SWIMMING FEDERATION (...)	+0.65	1:56.85	878 pts		
50 m :	27.25 (27.25)	100 m :	56.91 (29.66)	[56.91]	150 m :	1:26.90 (29.99)	200 m :	1:56.85 (29.95)	[59.94]
2.	TSMYH Mikita	1997	BLR	BEARUSSIAN SWIMMING FEDERATION (...)	+0.68	1:59.83	814 pts		
50 m :	27.77 (27.77)	100 m :	57.81 (30.04)	[57.81]	150 m :	1:28.95 (31.14)	200 m :	1:59.83 (30.88)	[1:02.02]
3.	REITSHAMMER Bernhard	1994	AUT	AUSTRIAN SWIMMING FEDERATION (AUT)	+0.64	2:02.87	755 pts		
50 m :	27.80 (27.80)	100 m :	58.51 (30.71)	[58.51]	150 m :	1:30.33 (31.82)	200 m :	2:02.87 (32.54)	[1:04.36]
4.	VARGAS Felipe	1995	ARG	CANET 66 NATATION	+0.59	2:03.17	750 pts		
50 m :	28.97 (28.97)	100 m :	1:00.10 (31.13)	[1:00.10]	150 m :	1:31.78 (31.68)	200 m :	2:03.17 (31.39)	[1:03.07]
5.	VARGAS Valentin	1993	ARG	CANET 66 NATATION	+0.59	2:08.48	661 pts		
50 m :	29.43 (29.43)	100 m :	1:01.58 (32.15)	[1:01.58]	150 m :	1:35.03 (33.45)	200 m :	2:08.48 (33.45)	[1:06.90]
6.	CHAMPAGNE Montana	1996	CAN	SWIMMING CANADA (CAN)	+0.68	2:09.03	652 pts		
50 m :	31.30 (31.30)	100 m :	1:04.35 (33.05)	[1:04.35]	150 m :	1:37.15 (32.80)	200 m :	2:09.03 (31.88)	[1:04.68]
7.	LUO Guan	2000	CHN	CHINA SWIMMING ASSOCIATION (CHN)	+0.63	2:12.00	609 pts		
50 m :	29.01 (29.01)	100 m :	1:01.52 (32.51)	[1:01.52]	150 m :	1:36.18 (34.66)	200 m :	2:12.00 (35.82)	[1:10.48]
8.	MILLET Arthur	2000	FRA	CANET 66 NATATION	+0.61	2:13.38	590 pts		
50 m :	29.73 (29.73)	100 m :	1:02.49 (32.76)	[1:02.49]	150 m :	1:37.14 (34.65)	200 m :	2:13.38 (36.24)	[1:10.89]

Finale B : 200 Dos Messieurs


[J2 : Di 11/06/2017 - R7]

1.	REBAUDO Alessandro	2001	ITA	AS MONACO NATATION	+0.62	2:11.45	617 pts		
50 m :	30.81 (30.81)	100 m :	1:04.37 (33.56)	[1:04.37]	150 m :	1:38.84 (34.47)	200 m :	2:11.45 (32.61)	[1:07.08]
2.	LAFATA Spencer-F	1998	USA	BADGER SWIM CLUB (USA)	+0.67	2:12.01	609 pts		
50 m :	32.23 (32.23)	100 m :	1:06.11 (33.88)	[1:06.11]	150 m :	1:40.13 (34.02)	200 m :	2:12.01 (31.88)	[1:05.90]
3.	TORIS Hugo	2000	FRA	CANET 66 NATATION	+0.60	2:16.02	557 pts		
50 m :	32.08 (32.08)	100 m :	1:06.34 (34.26)	[1:06.34]	150 m :	1:41.26 (34.92)	200 m :	2:16.02 (34.76)	[1:09.68]
4.	VANMOEN Romain	2002	FRA	AS MONACO NATATION	+0.68	2:21.77	492 pts		
50 m :	33.42 (33.42)	100 m :	1:08.72 (35.30)	[1:08.72]	150 m :	1:45.35 (36.63)	200 m :	2:21.77 (36.42)	[1:13.05]

Séries : 200 Dos Messieurs

[J2 : Di 11/06/2017 - R6]

1.	LARKIN Mitchell	1993	AUS	AUSTRALIAN SWIMMING FEDERATION (...)	+0.69	2:00.60	799 pts		
50 m :	28.35 (28.35)	100 m :	59.11 (30.76)	[59.11]	150 m :	1:30.61 (31.50)	200 m :	2:00.60 (29.99)	[1:01.49]
2.	TSMYH Mikita	1997	BLR	BEARUSSIAN SWIMMING FEDERATION (...)	+0.67	2:01.60	779 pts		
50 m :	28.18 (28.18)	100 m :	58.83 (30.65)	[58.83]	150 m :	1:30.57 (31.74)	200 m :	2:01.60 (31.03)	[1:02.77]
3.	VARGAS Felipe	1995	ARG	CANET 66 NATATION	+0.83	2:05.19	714 pts		
50 m :	29.50 (29.50)	100 m :	1:01.18 (31.68)	[1:01.18]	150 m :	1:33.28 (32.10)	200 m :	2:05.19 (31.91)	[1:04.01]
4.	REITSHAMMER Bernhard	1994	AUT	AUSTRIAN SWIMMING FEDERATION (AUT)	+0.68	2:05.24	713 pts		
50 m :	28.19 (28.19)	100 m :	59.88 (31.69)	[59.88]	150 m :	1:33.04 (33.16)	200 m :	2:05.24 (32.20)	[1:05.36]
5.	CHAMPAGNE Montana	1996	CAN	SWIMMING CANADA (CAN)	+0.71	2:08.45	661 pts		
50 m :	30.53 (30.53)	100 m :	1:03.23 (32.70)	[1:03.23]	150 m :	1:35.83 (32.60)	200 m :	2:08.45 (32.62)	[1:05.22]
6.	VARGAS Valentin	1993	ARG	CANET 66 NATATION	+0.61	2:12.23	606 pts		
50 m :	29.95 (29.95)	100 m :	1:03.53 (33.58)	[1:03.53]	150 m :	1:38.69 (35.16)	200 m :	2:12.23 (33.54)	[1:08.70]
7.	MILLET Arthur	2000	FRA	CANET 66 NATATION	+0.64	2:14.08	581 pts		
50 m :	31.32 (31.32)	100 m :	1:04.38 (33.06)	[1:04.38]	150 m :	1:38.99 (34.61)	200 m :	2:14.08 (35.09)	[1:09.70]
8.	LUO Guan	2000	CHN	CHINA SWIMMING ASSOCIATION (CHN)	+0.63	2:14.22	579 pts		
50 m :	30.09 (30.09)	100 m :	1:03.92 (33.83)	[1:03.92]	150 m :	1:38.70 (34.78)	200 m :	2:14.22 (35.52)	[1:10.30]
9.	LAFATA Spencer-F	1998	USA	BADGER SWIM CLUB (USA)	+0.69	2:14.69	573 pts		
50 m :	31.98 (31.98)	100 m :	1:05.62 (33.64)	[1:05.62]	150 m :	1:40.93 (35.31)	200 m :	2:14.69 (33.76)	[1:09.07]
10.	REBAUDO Alessandro	2001	ITA	AS MONACO NATATION	+0.65	2:15.10	568 pts		
50 m :	31.18 (31.18)	100 m :	1:05.61 (34.43)	[1:05.61]	150 m :	1:41.73 (36.12)	200 m :	2:15.10 (33.37)	[1:09.49]
11.	TORIS Hugo	2000	FRA	CANET 66 NATATION	+0.62	2:18.30	529 pts		
50 m :	32.23 (32.23)	100 m :	1:06.95 (34.72)	[1:06.95]	150 m :	1:43.13 (36.18)	200 m :	2:18.30 (35.17)	[1:11.35]
12.	VANMOEN Romain	2002	FRA	AS MONACO NATATION	+0.69	2:22.15	488 pts		
50 m :	32.96 (32.96)	100 m :	1:09.08 (36.12)	[1:09.08]	150 m :	1:45.22 (36.14)	200 m :	2:22.15 (36.93)	[1:13.07]
---	FOLDHAZI David	1995	HUN	HUNGARIAN SWIMMING ASSOCIATION (...)		DNS	dec		





Mare Nostrum Monaco
MONACO
du 10 au 11 juin 2017 - Bassin de 50 m




Résultats

(Suite) Séries : 200 Dos Messieurs

[J2 : Di 11/06/2017 - R6]

---	SABBIONI Simone	1996	ITA	ESERCITO (ITA)	DNS dec
-----	-----------------	------	-----	----------------	---------





Mare Nostrum Monaco

MONACO
du 10 au 11 juin 2017 - Bassin de 50 m



Résultats

[Cotation FINA]

Records du 100 Dos Dames

Records du Monde: **58.12** SPOFFORTH Gemma (1987) GBR 28/07/2009 ROME
Records d'Europe: **58.12** SPOFFORTH Gemma (1987) GBR 28/07/2009 ROME
Monaco meeting records: **59.23** SEEBOHM Emily (1992) AUS 11/06/2017 MONACO
Mare Nostrum Records: **59.23** SEEBOHM Emily (1992) AUS 11/06/2017 MONACO

Finale A : 100 Dos Dames

[J2 : Di 11/06/2017 - R9]

1.	SEEBOHM Emily	1992	AUS	AUSTRALIAN SWIMMING FEDERATION (...)	+0.68	59.23	944 pts	MR
50 m :	28.84 (28.84)	100 m :	59.23 (30.39)	[59.23]				
2.	FESIKOVA Anastasiia	1990	RUS	RUSSIAN SWIMMING FEDERATION (RUS)	+0.75	1:00.34	893 pts	
50 m :	29.37 (29.37)	100 m :	1:00.34 (30.97)	[1:00.34]				
3.	HOSSZU Katinka	1989	HUN	IRON AQUATICS (HUN)	+0.55	1:00.47	887 pts	
50 m :	29.90 (29.90)	100 m :	1:00.47 (30.57)	[1:00.47]				
4.	ZEVINA Daryna	1994	UKR	ENERGY STANDARD CLUB (UKR)	+0.67	1:01.17	857 pts	
50 m :	29.77 (29.77)	100 m :	1:01.17 (31.40)	[1:01.17]				
5.	DAVIES Georgia	1990	GBR	ENERGY STANDARD CLUB (UKR)	+0.64	1:01.35	850 pts	
50 m :	29.87 (29.87)	100 m :	1:01.35 (31.48)	[1:01.35]				
6.	BARRATT Holly	1988	AUS	AUSTRALIAN SWIMMING FEDERATION (...)	+0.57	1:01.82	830 pts	
50 m :	29.86 (29.86)	100 m :	1:01.82 (31.96)	[1:01.82]				
7.	WHITTAKER Sian	1997	AUS	AUSTRALIAN SWIMMING FEDERATION (...)	+0.61	1:01.83	830 pts	
50 m :	30.10 (30.10)	100 m :	1:01.83 (31.73)	[1:01.83]				
8.	ILYES Laura	2001	HUN	HUNGARIAN SWIMMING ASSOCIATION (...)	+0.50	1:04.56	729 pts	
50 m :	31.38 (31.38)	100 m :	1:04.56 (33.18)	[1:04.56]				

Finale B : 100 Dos Dames


[J2 : Di 11/06/2017 - R7]

1.	LINDBORG Ida	1994	SWE	MALMO KAPPSIMNINGSKLUBB (SWE)	+0.58	1:02.35	809 pts	
50 m :	30.10 (30.10)	100 m :	1:02.35 (32.25)	[1:02.35]				
2.	JALLOW Mimosa	1994	FIN	FINNISH SWIMMING ASSOCIATION (FIN)	+0.61	1:03.24	776 pts	
50 m :	30.42 (30.42)	100 m :	1:03.24 (32.82)	[1:03.24]				
3.	CARO Emma	2000	FRA	CANET 66 NATATION	+0.65	1:05.93	685 pts	
50 m :	31.85 (31.85)	100 m :	1:05.93 (34.08)	[1:05.93]				
4.	CHAN Caroline-Zi-Xin	1995	MAS	AMATEUR SWIMMING UNION OF MALAYS...	+0.62	1:07.31	643 pts	
50 m :	32.43 (32.43)	100 m :	1:07.31 (34.88)	[1:07.31]				
5.	REDIN Maider	2000	ESP	BASQUE SWIMMING FEDERATION (ESP)	+0.61	1:08.18	619 pts	
50 m :	32.26 (32.26)	100 m :	1:08.18 (35.92)	[1:08.18]				
6.	DUMA Khwezi	2001	RSA	SEAGULLS (RSA)	+0.67	1:10.33	564 pts	
50 m :	33.55 (33.55)	100 m :	1:10.33 (36.78)	[1:10.33]				

Séries : 100 Dos Dames

[J2 : Di 11/06/2017 - R6]

1.	SEEBOHM Emily	1992	AUS	AUSTRALIAN SWIMMING FEDERATION (...)	+0.67	1:00.62	881 pts	
50 m :	29.34 (29.34)	100 m :	1:00.62 (31.28)	[1:00.62]				
2.	HOSSZU Katinka	1989	HUN	IRON AQUATICS (HUN)	+0.57	1:00.78	874 pts	
50 m :	30.01 (30.01)	100 m :	1:00.78 (30.77)	[1:00.78]				
3.	FESIKOVA Anastasiia	1990	RUS	RUSSIAN SWIMMING FEDERATION (RUS)	+0.81	1:00.98	865 pts	
50 m :	29.70 (29.70)	100 m :	1:00.98 (31.28)	[1:00.98]				
4.	WHITTAKER Sian	1997	AUS	AUSTRALIAN SWIMMING FEDERATION (...)	+0.61	1:01.96	825 pts	
50 m :	30.33 (30.33)	100 m :	1:01.96 (31.63)	[1:01.96]				
5.	BARRATT Holly	1988	AUS	AUSTRALIAN SWIMMING FEDERATION (...)	+0.55	1:02.53	802 pts	
50 m :	30.36 (30.36)	100 m :	1:02.53 (32.17)	[1:02.53]				
6.	DAVIES Georgia	1990	GBR	ENERGY STANDARD CLUB (UKR)	+0.61	1:02.59	800 pts	
50 m :	30.41 (30.41)	100 m :	1:02.59 (32.18)	[1:02.59]				
7.	ZEVINA Daryna	1994	UKR	ENERGY STANDARD CLUB (UKR)	+0.67	1:02.77	793 pts	
50 m :	31.32 (31.32)	100 m :	1:02.77 (31.45)	[1:02.77]				
8.	ILYES Laura	2001	HUN	HUNGARIAN SWIMMING ASSOCIATION (...)	+0.51	1:03.73	758 pts	
50 m :	31.28 (31.28)	100 m :	1:03.73 (32.45)	[1:03.73]				
9.	JALLOW Mimosa	1994	FIN	FINNISH SWIMMING ASSOCIATION (FIN)	+0.62	1:04.15	743 pts	
50 m :	31.06 (31.06)	100 m :	1:04.15 (33.09)	[1:04.15]				
10.	LINDBORG Ida	1994	SWE	MALMO KAPPSIMNINGSKLUBB (SWE)	+0.57	1:04.30	738 pts	
50 m :	31.11 (31.11)	100 m :	1:04.30 (33.19)	[1:04.30]				





Mare Nostrum Monaco
MONACO
du 10 au 11 juin 2017 - Bassin de 50 m




Résultats

(Suite) Séries : 100 Dos Dames

[J2 : Di 11/06/2017 - R6]

11.	CARO Emma	2000	FRA	CANET 66 NATATION	+0.72	1:06.74	660 pts
50 m :	32.08 (32.08)	100 m :	1:06.74 (34.66)	[1:06.74]			
12.	CHAN Caroline-Zi-Xin	1995	MAS	AMATEUR SWIMMING UNION OF MALAYS...	+0.63	1:07.71	632 pts
50 m :	32.35 (32.35)	100 m :	1:07.71 (35.36)	[1:07.71]			
13.	REDIN Maider	2000	ESP	BASQUE SWIMMING FEDERATION (ESP)	+0.63	1:08.49	611 pts
50 m :	32.73 (32.73)	100 m :	1:08.49 (35.76)	[1:08.49]			
14.	DUMA Khwezi	2001	RSA	SEAGULLS (RSA)	+0.70	1:10.24	566 pts
50 m :	33.70 (33.70)	100 m :	1:10.24 (36.54)	[1:10.24]			





Mare Nostrum Monaco

MONACO
du 10 au 11 juin 2017 - Bassin de 50 m



Résultats

[Cotation FINA]

Records du 100 Brasse Messieurs

Records du Monde: **57.13** PEATY Adam (1994) GBR 07/08/2016 RIO DE JANEIRO
Records d'Europe: **57.13** PEATY Adam (1994) GBR 07/08/2016 RIO DE JANEIRO
Monaco meeting records: **59.93** KOSEKI Yasuhiro (1992) JPN 14/06/2015 MONACO
Mare Nostrum Records: **59.07** PEATY Adam (1994) GBR 01/06/2016 BARCELONA

Finale A : 100 Brasse Messieurs

[J2 : Di 11/06/2017 - R9]

1.	KOSEKI Yasuhiro	1992	JPN	JAPAN SWIMMING FEDERATION (JPN)	+0.65	1:00.08	859 pts
50 m :	28.37 (28.37)	100 m :	1:00.08 (31.71)	[1:00.08]			
2.	PRIGODA Kirill	1995	RUS	RUSSIAN SWIMMING FEDERATION (RUS)	+0.60	1:00.45	844 pts
50 m :	28.76 (28.76)	100 m :	1:00.45 (31.69)	[1:00.45]			
3.	SHYMANOVICH Ilya	1994	BLR	BEARUSSIAN SWIMMING FEDERATION (...)	+0.67	1:00.55	839 pts
50 m :	27.95 (27.95)	100 m :	1:00.55 (32.60)	[1:00.55]			
4.	LIMA Felipe	1985	BRA	CBDA (BRA)	+0.69	1:00.96	823 pts
50 m :	28.19 (28.19)	100 m :	1:00.96 (32.77)	[1:00.96]			
5.	NIKOLAEV Andrei	1992	RUS	EFIMOVA TEAM (RUS)	+0.67	1:01.78	790 pts
50 m :	28.86 (28.86)	100 m :	1:01.78 (32.92)	[1:01.78]			
6.	ZANKO Vsevolod	1995	RUS	RUSSIAN SWIMMING FEDERATION (RUS)	+0.65	1:02.06	780 pts
50 m :	28.88 (28.88)	100 m :	1:02.06 (33.18)	[1:02.06]			
7.	VAN DER BURGH Cameron	1988	RSA	ENERGY STANDARD CLUB (UKR)	+0.65	1:02.30	771 pts
50 m :	29.01 (29.01)	100 m :	1:02.30 (33.29)	[1:02.30]			
8.	DOLENKO Danila	1995	RUS	EFIMOVA TEAM (RUS)	+0.70	1:03.72	720 pts
50 m :	29.52 (29.52)	100 m :	1:03.72 (34.20)	[1:03.72]			

Finale B : 100 Brasse Messieurs


[J2 : Di 11/06/2017 - R7]

1.	CAVE Daniel	1999	AUS	AUSTRALIAN SWIMMING FEDERATION (...)	+0.65	1:02.12	777 pts
50 m :	29.36 (29.36)	100 m :	1:02.12 (32.76)	[1:02.12]			
2.	WIHANTO William	1994	FIN	FINNISH SWIMMING ASSOCIATION (FIN)	+0.62	1:02.27	772 pts
50 m :	29.02 (29.02)	100 m :	1:02.27 (33.25)	[1:02.27]			
3.	ZHANG Ruixuan	1999	CHN	CHINA SWIMMING ASSOCIATION (CHN)	+0.62	1:02.82	752 pts
50 m :	30.01 (30.01)	100 m :	1:02.82 (32.81)	[1:02.82]			
4.	FINANCSEK Gabor	1985	HUN	HUNGARIAN SWIMMING ASSOCIATION (...)	+0.68	1:03.57	725 pts
50 m :	29.27 (29.27)	100 m :	1:03.57 (34.30)	[1:03.57]			
5.	NAVEA Mario	1995	ESP	FEDERACIO CATALANO DE NATACIO (ESP)	+0.66	1:04.10	707 pts
50 m :	30.51 (30.51)	100 m :	1:04.10 (33.59)	[1:04.10]			
6.	DENCAUSSE Jean	1997	FRA	CN MARSEILLE	+0.67	1:04.16	705 pts
50 m :	29.90 (29.90)	100 m :	1:04.16 (34.26)	[1:04.16]			
7.	WONG Fu kang	1998	MAS	AMATEUR SWIMMING UNION OF MALAYS...	+0.67	1:05.01	678 pts
50 m :	30.53 (30.53)	100 m :	1:05.01 (34.48)	[1:05.01]			
8.	SAINTON Marcus	2002	FRA	AS MONACO NATATION	+0.75	1:07.43	608 pts
50 m :	31.73 (31.73)	100 m :	1:07.43 (35.70)	[1:07.43]			

Séries : 100 Brasse Messieurs

[J2 : Di 11/06/2017 - R6]

1.	KOSEKI Yasuhiro	1992	JPN	JAPAN SWIMMING FEDERATION (JPN)	+0.66	1:00.85	827 pts
50 m :	28.67 (28.67)	100 m :	1:00.85 (32.18)	[1:00.85]			
2.	SHYMANOVICH Ilya	1994	BLR	BEARUSSIAN SWIMMING FEDERATION (...)	+0.68	1:01.19	813 pts
50 m :	28.40 (28.40)	100 m :	1:01.19 (32.79)	[1:01.19]			
3.	PRIGODA Kirill	1995	RUS	RUSSIAN SWIMMING FEDERATION (RUS)	+0.61	1:01.37	806 pts
50 m :	28.61 (28.61)	100 m :	1:01.37 (32.76)	[1:01.37]			
4.	LIMA Felipe	1985	BRA	CBDA (BRA)	+0.71	1:01.70	793 pts
50 m :	29.47 (29.47)	100 m :	1:01.70 (32.23)	[1:01.70]			
5.	NIKOLAEV Andrei	1992	RUS	EFIMOVA TEAM (RUS)	+0.66	1:01.91	785 pts
50 m :	28.54 (28.54)	100 m :	1:01.91 (33.37)	[1:01.91]			
6.	VAN DER BURGH Cameron	1988	RSA	ENERGY STANDARD CLUB (UKR)	+0.65	1:02.30	771 pts
50 m :	29.17 (29.17)	100 m :	1:02.30 (33.13)	[1:02.30]			
7.	DOLENKO Danila	1995	RUS	EFIMOVA TEAM (RUS)	+0.75	1:02.38	768 pts
50 m :	29.53 (29.53)	100 m :	1:02.38 (32.85)	[1:02.38]			
8.	ZANKO Vsevolod	1995	RUS	RUSSIAN SWIMMING FEDERATION (RUS)	+0.65	1:02.62	759 pts
50 m :	29.42 (29.42)	100 m :	1:02.62 (33.20)	[1:02.62]			





Mare Nostrum Monaco
MONACO
du 10 au 11 juin 2017 - Bassin de 50 m




Résultats

(Suite) Séries : 100 Brasse Messieurs

[J2 : Di 11/06/2017 - R6]

9.	WIHANTO William	1994	FIN	FINNISH SWIMMING ASSOCIATION (FIN)	+0.63	1:02.83	751 pts
50 m :	29.21 (29.21)	100 m :	1:02.83 (33.62)	[1:02.83]			
10.	CAVE Daniel	1999	AUS	AUSTRALIAN SWIMMING FEDERATION (...)	+0.67	1:03.08	742 pts
50 m :	29.58 (29.58)	100 m :	1:03.08 (33.50)	[1:03.08]			
11.	FINANCSEK Gabor	1985	HUN	HUNGARIAN SWIMMING ASSOCIATION (...)	+0.68	1:03.09	742 pts
50 m :	29.59 (29.59)	100 m :	1:03.09 (33.50)	[1:03.09]			
12.	ZHANG Ruixuan	1999	CHN	CHINA SWIMMING ASSOCIATION (CHN)	+0.64	1:03.65	723 pts
50 m :	30.03 (30.03)	100 m :	1:03.65 (33.62)	[1:03.65]			
13.	DENCAUSSE Jean	1997	FRA	CN MARSEILLE	+0.66	1:04.07	708 pts
50 m :	29.64 (29.64)	100 m :	1:04.07 (34.43)	[1:04.07]			
14.	NAVEA Mario	1995	ESP	FEDERACIO CATALANO DE NATACIO (ESP)	+0.70	1:04.25	703 pts
50 m :	30.73 (30.73)	100 m :	1:04.25 (33.52)	[1:04.25]			
15.	WONG Fu kang	1998	MAS	AMATEUR SWIMMING UNION OF MALAYS...	+0.64	1:04.79	685 pts
50 m :	30.32 (30.32)	100 m :	1:04.79 (34.47)	[1:04.79]			
16.	CASTEJON Alex	1998	ESP	FEDERACIO CATALANO DE NATACIO (ESP)	+0.63	1:06.17	643 pts
50 m :	31.19 (31.19)	100 m :	1:06.17 (34.98)	[1:06.17]			
17.	SAINTON Marcus	2002	FRA	AS MONACO NATATION	+0.72	1:07.35	610 pts
50 m :	31.74 (31.74)	100 m :	1:07.35 (35.61)	[1:07.35]			
18.	PUIG GARRICH Albert	1994	ESP	FEDERACIO CATALANO DE NATACIO (ESP)	+0.65	1:10.01	543 pts
50 m :	31.62 (31.62)	100 m :	1:10.01 (38.39)	[1:10.01]			
19.	KEMP Gareth robert	1999	RSA	SEAGULLS (RSA)	+0.80	1:10.35	535 pts
50 m :	31.62 (31.62)	100 m :	1:10.35 (38.73)	[1:10.35]			
20.	LANZA Federico	1996	ITA	AS MONACO NATATION	+0.73	1:10.63	529 pts
50 m :	31.82 (31.82)	100 m :	1:10.63 (38.81)	[1:10.63]			
---	LIUKKONEN Ari Pekka	1989	FIN	FINNISH SWIMMING ASSOCIATION (FIN)		DNS dec	





Mare Nostrum Monaco

MONACO

du 10 au 11 juin 2017 - Bassin de 50 m



Résultats

[Cotation FINA]

Records du 200 Brasse Dames

Records du Monde: **2:19.11** PEDERSEN Rikke Moeller (1989) DEN 01/08/2013 BARCELONE
 Records d'Europe: **2:19.11** PEDERSEN Rikke Moeller (1989) DEN 01/08/2013 BARCELONE
 Monaco meeting records: **2:22.02** PEDERSEN Rikke Moeller (1989) DEN 08/06/2014 MONACO
 Mare Nostrum Records: **2:19.67** PEDERSEN Rikke Moeller (1989) DEN 12/06/2014 CANET

Finale A : 200 Brasse Dames

[J2 : Di 11/06/2017 - R9]

1.	EFIMOVA Yuliya	1992	RUS	EFIMOVA TEAM (RUS)	+0.70	2:22.55	929 pts		
50 m :	34.51 (34.51)	100 m :	1:10.64 (36.13)	[1:10.64]	150 m :	1:46.32 (35.68)	200 m :	2:22.55 (36.23)	[1:11.91]
2.	MCKEOWN Taylor	1995	AUS	AUSTRALIAN SWIMMING FEDERATION (...)	+0.71	2:26.18	861 pts		
50 m :	33.20 (33.20)	100 m :	1:10.57 (37.37)	[1:10.57]	150 m :	1:48.00 (37.43)	200 m :	2:26.18 (38.18)	[1:15.61]
3.	LAUKKANEN Jenna	1995	FIN	FINNISH SWIMMING ASSOCIATION (FIN)	+0.70	2:28.79	817 pts		
50 m :	34.06 (34.06)	100 m :	1:11.55 (37.49)	[1:11.55]	150 m :	1:49.57 (38.02)	200 m :	2:28.79 (39.22)	[1:17.24]
4.	HARVEY Mary-sophie	1999	CAN	ENERGY STANDARD CLUB (UKR)	+0.74	2:29.35	808 pts		
50 m :	34.90 (34.90)	100 m :	1:13.48 (38.58)	[1:13.48]	150 m :	1:51.84 (38.36)	200 m :	2:29.35 (37.51)	[1:15.87]
5.	GARCIA UZAINQUI Marina	1996	ESP	FEDERACIO CATALANO DE NATACIO (ESP)	+0.71	2:30.88	783 pts		
50 m :	34.45 (34.45)	100 m :	1:12.59 (38.14)	[1:12.59]	150 m :	1:51.62 (39.03)	200 m :	2:30.88 (39.26)	[1:18.29]
6.	KALASHNIKOVA Vera	1992	RUS	EFIMOVA TEAM (RUS)	+0.72	2:33.60	742 pts		
50 m :	34.74 (34.74)	100 m :	1:13.74 (39.00)	[1:13.74]	150 m :	1:53.15 (39.41)	200 m :	2:33.60 (40.45)	[1:19.86]
7.	VISAGIE Emily	1998	RSA	SEAGULLS (RSA)	+0.79	2:35.15	720 pts		
50 m :	34.48 (34.48)	100 m :	1:12.97 (38.49)	[1:12.97]	150 m :	1:53.17 (40.20)	200 m :	2:35.15 (41.98)	[1:22.18]
8.	KUCHERENKO Veronika	2003	RUS	EFIMOVA TEAM (RUS)	+0.84	2:43.59	614 pts		
50 m :	35.61 (35.61)	100 m :	1:16.34 (40.73)	[1:16.34]	150 m :	1:59.52 (43.18)	200 m :	2:43.59 (44.07)	[1:27.25]

Finale B : 200 Brasse Dames


[J2 : Di 11/06/2017 - R7]

1.	BLANCHETIERE Adèle	1999	FRA	EN CAEN	+0.74	2:37.05	694 pts		
50 m :	36.23 (36.23)	100 m :	1:16.26 (40.03)	[1:16.26]	150 m :	1:56.85 (40.59)	200 m :	2:37.05 (40.20)	[1:20.79]
2.	HEYMANS Maria magdalena	1999	RSA	SEAGULLS (RSA)	+0.71	2:45.16	597 pts		
50 m :	35.71 (35.71)	100 m :	1:17.73 (42.02)	[1:17.73]	150 m :	2:01.47 (43.74)	200 m :	2:45.16 (43.69)	[1:27.43]
3.	HODGSON Nakita wynona	1995	RSA	SEAGULLS (RSA)	+0.75	2:48.25	565 pts		
50 m :	36.60 (36.60)	100 m :	1:18.60 (42.00)	[1:18.60]	150 m :	2:03.02 (44.42)	200 m :	2:48.25 (45.23)	[1:29.65]
4.	LEPRA Julianne	2003	FRA	AS MONACO NATATION	+0.77	2:54.92	502 pts		
50 m :	39.69 (39.69)	100 m :	1:23.87 (44.18)	[1:23.87]	150 m :	2:09.18 (45.31)	200 m :	2:54.92 (45.74)	[1:31.05]
5.	BAILLY Marine	1999	FRA	AS MONACO NATATION	+0.72	2:55.49	498 pts		
50 m :	37.59 (37.59)	100 m :	1:20.81 (43.22)	[1:20.81]	150 m :	2:07.60 (46.79)	200 m :	2:55.49 (47.89)	[1:34.68]
---	PHEE Jinq-En	1997	MAS	AMATEUR SWIMMING UNION OF MALAYS...			DSQ Vi		

Séries : 200 Brasse Dames

[J2 : Di 11/06/2017 - R6]

1.	MCKEOWN Taylor	1995	AUS	AUSTRALIAN SWIMMING FEDERATION (...)	+0.72	2:28.12	828 pts		
50 m :	33.44 (33.44)	100 m :	1:10.85 (37.41)	[1:10.85]	150 m :	1:49.02 (38.17)	200 m :	2:28.12 (39.10)	[1:17.27]
2.	HARVEY Mary-sophie	1999	CAN	ENERGY STANDARD CLUB (UKR)	+0.70	2:29.50	805 pts		
50 m :	34.52 (34.52)	100 m :	1:12.97 (38.45)	[1:12.97]	150 m :	1:51.41 (38.44)	200 m :	2:29.50 (38.09)	[1:16.53]
3.	LAUKKANEN Jenna	1995	FIN	FINNISH SWIMMING ASSOCIATION (FIN)	+0.70	2:31.02	781 pts		
50 m :	34.53 (34.53)	100 m :	1:12.56 (38.03)	[1:12.56]	150 m :	1:51.67 (39.11)	200 m :	2:31.02 (39.35)	[1:18.46]
4.	EFIMOVA Yuliya	1992	RUS	EFIMOVA TEAM (RUS)	+0.72	2:32.19	763 pts		
50 m :	38.81 (38.81)	100 m :	1:18.60 (39.79)	[1:18.60]	150 m :	1:54.98 (36.38)	200 m :	2:32.19 (37.21)	[1:13.59]
5.	VISAGIE Emily	1998	RSA	SEAGULLS (RSA)	+0.78	2:34.23	733 pts		
50 m :	34.83 (34.83)	100 m :	1:13.28 (38.45)	[1:13.28]	150 m :	1:53.33 (40.05)	200 m :	2:34.23 (40.90)	[1:20.95]
6.	GARCIA UZAINQUI Marina	1996	ESP	FEDERACIO CATALANO DE NATACIO (ESP)	+0.69	2:35.83	711 pts		
50 m :	35.68 (35.68)	100 m :	1:15.73 (40.05)	[1:15.73]	150 m :	1:55.84 (40.11)	200 m :	2:35.83 (39.99)	[1:20.10]
7.	KALASHNIKOVA Vera	1992	RUS	EFIMOVA TEAM (RUS)	+0.78	2:36.18	706 pts		
50 m :	35.73 (35.73)	100 m :	1:15.42 (39.69)	[1:15.42]	150 m :	1:55.66 (40.24)	200 m :	2:36.18 (40.52)	[1:20.76]
8.	KUCHERENKO Veronika	2003	RUS	EFIMOVA TEAM (RUS)	+0.87	2:40.36	652 pts		
50 m :	36.78 (36.78)	100 m :	1:17.17 (40.39)	[1:17.17]	150 m :	1:58.44 (41.27)	200 m :	2:40.36 (41.92)	[1:23.19]
9.	BLANCHETIERE Adèle	1999	FRA	EN CAEN	+0.74	2:41.70	636 pts		
50 m :	36.11 (36.11)	100 m :	1:17.70 (41.59)	[1:17.70]	150 m :	1:59.72 (42.02)	200 m :	2:41.70 (41.98)	[1:24.00]
10.	PHEE Jinq-En	1997	MAS	AMATEUR SWIMMING UNION OF MALAYS...	+0.71	2:42.36	628 pts		
50 m :	35.61 (35.61)	100 m :	1:16.03 (40.42)	[1:16.03]	150 m :	1:58.71 (42.68)	200 m :	2:42.36 (43.65)	[1:26.33]
11.	HERVE Nolwenn	1999	FRA	CANET 66 NATATION	+0.68	2:44.72	602 pts		
50 m :	37.75 (37.75)	100 m :	1:20.42 (42.67)	[1:20.42]	150 m :	2:03.14 (42.72)	200 m :	2:44.72 (41.58)	[1:24.30]





Mare Nostrum Monaco
MONACO
du 10 au 11 juin 2017 - Bassin de 50 m




Résultats

(Suite) Séries : 200 Brasse Dames

[J2 : Di 11/06/2017 - R6]

12.	HODGSON Nakita wynona	1995	RSA	SEAGULLS (RSA)	+0.73	2:50.04	547 pts		
50 m :	36.90 (36.90)	100 m :	1:20.05 (43.15)	[1:20.05]	150 m :	2:04.26 (44.21)	200 m :	2:50.04 (45.78)	[1:29.99]
13.	HEYMANS Maria magdalena	1999	RSA	SEAGULLS (RSA)	+0.72	2:50.40	544 pts		
50 m :	37.09 (37.09)	100 m :	1:21.34 (44.25)	[1:21.34]	150 m :	2:05.90 (44.56)	200 m :	2:50.40 (44.50)	[1:29.06]
14.	LEPRA Julianne	2003	FRA	AS MONACO NATATION	+0.76	2:54.82	503 pts		
50 m :	39.14 (39.14)	100 m :	1:23.32 (44.18)	[1:23.32]	150 m :	2:08.50 (45.18)	200 m :	2:54.82 (46.32)	[1:31.50]
15.	BAILLY Marine	1999	FRA	AS MONACO NATATION	+0.77	2:59.95	461 pts		
50 m :	39.28 (39.28)	100 m :	1:24.46 (45.18)	[1:24.46]	150 m :	2:11.58 (47.12)	200 m :	2:59.95 (48.37)	[1:35.49]
---	TERNO Federica	1994	ITA	QSWIM SSD A.R.L. (ITA)		DNS	dec		





Mare Nostrum Monaco

MONACO

du 10 au 11 juin 2017 - Bassin de 50 m



Résultats

[Cotation FINA]

Records du 200 Nage Libre Messieurs

Records du Monde: **1:42.00** BIEDERMANN Paul (1986) GER 28/07/2009 ROME
 Records d'Europe: **1:42.00** BIEDERMANN Paul (1986) GER 28/07/2009 ROME
 Monaco meeting records: **1:44.48** BIEDERMANN Paul (1986) GER 14/06/2009 MONACO
 Mare Nostrum Records: **1:44.48** BIEDERMANN Paul (1986) GER 14/06/2009 MONACO

Finale A : 200 Nage Libre Messieurs

[J2 : Di 11/06/2017 - R9]

1.	GUY James	1995	GBR	BRITISH SWIMMING FEDERATION (GBR)	+0.66	1:47.27	859 pts	
50 m :	25.29 (25.29)	100 m :	52.48 (27.19)	[52.48]	150 m :	1:19.79 (27.31)	200 m :	1:47.27 (27.48) [54.79]
2.	BROWN Devon Myles	1992	RSA	SEAGULLS (RSA)	+0.65	1:48.31	835 pts	
50 m :	25.46 (25.46)	100 m :	52.92 (27.46)	[52.92]	150 m :	1:20.92 (28.00)	200 m :	1:48.31 (27.39) [55.39]
3.	HORTON Mack	1996	AUS	AUSTRALIAN SWIMMING FEDERATION (...)	+0.73	1:48.56	829 pts	
50 m :	25.71 (25.71)	100 m :	53.68 (27.97)	[53.68]	150 m :	1:21.73 (28.05)	200 m :	1:48.56 (26.83) [54.88]
4.	MCEVOY Cameron	1994	AUS	AUSTRALIAN SWIMMING FEDERATION (...)	+0.59	1:48.79	824 pts	
50 m :	25.09 (25.09)	100 m :	52.60 (27.51)	[52.60]	150 m :	1:20.90 (28.30)	200 m :	1:48.79 (27.89) [56.19]
5.	SIM Welson	1997	MAS	AMATEUR SWIMMING UNION OF MALAYS...	+0.63	1:49.61	805 pts	
50 m :	25.63 (25.63)	100 m :	53.02 (27.39)	[53.02]	150 m :	1:21.24 (28.22)	200 m :	1:49.61 (28.37) [56.59]
5.	STANLEY Matthew	1992	NZL	NEW ZEALAND (NZL)	+0.71	1:49.61	805 pts	
50 m :	25.71 (25.71)	100 m :	53.62 (27.91)	[53.62]	150 m :	1:21.83 (28.21)	200 m :	1:49.61 (27.78) [55.99]
7.	LOBINTSEV Nikita	1988	RUS	RUSSIAN SWIMMING FEDERATION (RUS)	+0.73	1:50.62	783 pts	
50 m :	25.81 (25.81)	100 m :	53.39 (27.58)	[53.39]	150 m :	1:21.57 (28.18)	200 m :	1:50.62 (29.05) [57.23]
8.	GRAHAM Alexander	1995	AUS	AUSTRALIAN SWIMMING FEDERATION (...)	+0.72	1:52.03	754 pts	
50 m :	25.62 (25.62)	100 m :	53.52 (27.90)	[53.52]	150 m :	1:22.44 (28.92)	200 m :	1:52.03 (29.59) [58.51]

Finale B : 200 Nage Libre Messieurs


[J2 : Di 11/06/2017 - R7]

1.	QIU Ziao	1998	CHN	CHINA SWIMMING ASSOCIATION (CHN)	+0.71	1:50.17	793 pts	
50 m :	26.13 (26.13)	100 m :	54.13 (28.00)	[54.13]	150 m :	1:22.25 (28.12)	200 m :	1:50.17 (27.92) [56.04]
2.	DUDAS Daniel	1994	HUN	IRON AQUATICS (HUN)	+0.65	1:51.98	755 pts	
50 m :	26.06 (26.06)	100 m :	54.19 (28.13)	[54.19]	150 m :	1:23.41 (29.22)	200 m :	1:51.98 (28.57) [57.79]
3.	GERRARD Jack	1994	AUS	AUSTRALIAN SWIMMING FEDERATION (...)	+0.69	1:52.12	752 pts	
50 m :	26.39 (26.39)	100 m :	54.44 (28.05)	[54.44]	150 m :	1:23.10 (28.66)	200 m :	1:52.12 (29.02) [57.68]
4.	CIAMPI Matteo	1996	ITA	NUOTO LIVORNO (ITA)	+0.72	1:52.71	741 pts	
50 m :	26.43 (26.43)	100 m :	54.92 (28.49)	[54.92]	150 m :	1:24.00 (29.08)	200 m :	1:52.71 (28.71) [57.79]
5.	DANNHAUSER Joshua patrick	1998	RSA	SEAGULLS (RSA)	+0.72	1:52.80	739 pts	
50 m :	26.51 (26.51)	100 m :	55.13 (28.62)	[55.13]	150 m :	1:24.21 (29.08)	200 m :	1:52.80 (28.59) [57.67]
6.	GARASYMOVYTCH Oleg	1997	FRA	CN AVIGNON	+0.69	1:53.37	728 pts	
50 m :	26.01 (26.01)	100 m :	54.47 (28.46)	[54.47]	150 m :	1:24.45 (29.98)	200 m :	1:53.37 (28.92) [58.90]
7.	JARVIS Calum	1992	GBR	BRITISH SWIMMING FEDERATION (GBR)	+0.67	1:53.75	721 pts	
50 m :	26.17 (26.17)	100 m :	54.42 (28.25)	[54.42]	150 m :	1:24.07 (29.65)	200 m :	1:53.75 (29.68) [59.33]
8.	NEGRI Benno	1998	AUS	AUSTRALIAN SWIMMING FEDERATION (...)	+0.68	1:54.45	707 pts	
50 m :	26.04 (26.04)	100 m :	55.18 (29.14)	[55.18]	150 m :	1:25.27 (30.09)	200 m :	1:54.45 (29.18) [59.27]

Séries : 200 Nage Libre Messieurs

[J2 : Di 11/06/2017 - R6]

1.	HORTON Mack	1996	AUS	AUSTRALIAN SWIMMING FEDERATION (...)	+0.74	1:49.49	808 pts	
50 m :	26.03 (26.03)	100 m :	53.65 (27.62)	[53.65]	150 m :	1:21.75 (28.10)	200 m :	1:49.49 (27.74) [55.84]
2.	MCEVOY Cameron	1994	AUS	AUSTRALIAN SWIMMING FEDERATION (...)	+0.63	1:50.04	796 pts	
50 m :	25.60 (25.60)	100 m :	53.29 (27.69)	[53.29]	150 m :	1:21.68 (28.39)	200 m :	1:50.04 (28.36) [56.75]
3.	GRAHAM Alexander	1995	AUS	AUSTRALIAN SWIMMING FEDERATION (...)	+0.72	1:50.36	789 pts	
50 m :	25.66 (25.66)	100 m :	53.26 (27.60)	[53.26]	150 m :	1:21.74 (28.48)	200 m :	1:50.36 (28.62) [57.10]
4.	SIM Welson	1997	MAS	AMATEUR SWIMMING UNION OF MALAYS...	+0.66	1:50.43	788 pts	
50 m :	25.92 (25.92)	100 m :	53.47 (27.55)	[53.47]	150 m :	1:22.39 (28.92)	200 m :	1:50.43 (28.04) [56.96]
5.	GUY James	1995	GBR	BRITISH SWIMMING FEDERATION (GBR)	+0.68	1:50.68	782 pts	
50 m :	26.08 (26.08)	100 m :	54.04 (27.96)	[54.04]	150 m :	1:22.66 (28.62)	200 m :	1:50.68 (28.02) [56.64]
6.	BROWN Devon Myles	1992	RSA	SEAGULLS (RSA)	+0.66	1:50.73	781 pts	
50 m :	26.29 (26.29)	100 m :	54.29 (28.00)	[54.29]	150 m :	1:22.95 (28.66)	200 m :	1:50.73 (27.78) [56.44]
7.	STANLEY Matthew	1992	NZL	NEW ZEALAND (NZL)	+0.73	1:50.95	776 pts	
50 m :	26.13 (26.13)	100 m :	54.28 (28.15)	[54.28]	150 m :	1:22.85 (28.57)	200 m :	1:50.95 (28.10) [56.67]
8.	LOBINTSEV Nikita	1988	RUS	RUSSIAN SWIMMING FEDERATION (RUS)	+0.71	1:50.96	776 pts	
50 m :	26.40 (26.40)	100 m :	54.84 (28.44)	[54.84]	150 m :	1:22.78 (27.94)	200 m :	1:50.96 (28.18) [56.12]





Mare Nostrum Monaco
MONACO
du 10 au 11 juin 2017 - Bassin de 50 m




Résultats

(Suite) Séries : 200 Nage Libre Messieurs

[J2 : Di 11/06/2017 - R6]

9.	QIU Ziao	1998	CHN	CHINA SWIMMING ASSOCIATION (CHN)	+0.71	1:51.44	766 pts		
50 m :	26.72 (26.72)	100 m :	54.60 (27.88)	[54.60]	150 m :	1:23.46 (28.86)	200 m :	1:51.44 (27.98)	[56.84]
10.	DUDAS Daniel	1994	HUN	IRON AQUATICS (HUN)	+0.66	1:52.81	739 pts		
50 m :	26.25 (26.25)	100 m :	54.46 (28.21)	[54.46]	150 m :	1:23.81 (29.35)	200 m :	1:52.81 (29.00)	[58.35]
11.	GERRARD Jack	1994	AUS	AUSTRALIAN SWIMMING FEDERATION (...)	+0.70	1:53.02	735 pts		
50 m :	26.34 (26.34)	100 m :	54.37 (28.03)	[54.37]	150 m :	1:23.55 (29.18)	200 m :	1:53.02 (29.47)	[58.65]
12.	JARVIS Calum	1992	GBR	BRITISH SWIMMING FEDERATION (GBR)	+0.74	1:53.42	727 pts		
50 m :	26.61 (26.61)	100 m :	54.90 (28.29)	[54.90]	150 m :	1:23.91 (29.01)	200 m :	1:53.42 (29.51)	[58.52]
13.	GRATZ Benjamin	1996	HUN	HUNGARIAN SWIMMING ASSOCIATION (...)	+0.67	1:53.45	726 pts		
50 m :	26.80 (26.80)	100 m :	55.72 (28.92)	[55.72]	150 m :	1:24.70 (28.98)	200 m :	1:53.45 (28.75)	[57.73]
14.	DANNHAUSER Joshua patrick	1998	RSA	SEAGULLS (RSA)	+0.71	1:53.99	716 pts		
50 m :	26.64 (26.64)	100 m :	55.44 (28.80)	[55.44]	150 m :	1:25.02 (29.58)	200 m :	1:53.99 (28.97)	[58.55]
15.	CIAMPI Matteo	1996	ITA	NUOTO LIVORNO (ITA)	+0.72	1:54.15	713 pts		
50 m :	26.45 (26.45)	100 m :	55.25 (28.80)	[55.25]	150 m :	1:24.75 (29.50)	200 m :	1:54.15 (29.40)	[58.90]
16.	NEGRI Benno	1998	AUS	AUSTRALIAN SWIMMING FEDERATION (...)	+0.69	1:55.66	685 pts		
50 m :	26.55 (26.55)	100 m :	56.04 (29.49)	[56.04]	150 m :	1:26.05 (30.01)	200 m :	1:55.66 (29.61)	[59.62]
17.	GARASYMOVYTCH Oleg	1997	FRA	CN AVIGNON	+0.69	1:55.89	681 pts		
50 m :	26.50 (26.50)	100 m :	55.59 (29.09)	[55.59]	150 m :	1:25.84 (30.25)	200 m :	1:55.89 (30.05)	[1:00.30]
18.	KEITH Lim	1997	MAS	AMATEUR SWIMMING UNION OF MALAYS...	+0.64	1:56.09	678 pts		
50 m :	27.56 (27.56)	100 m :	56.99 (29.43)	[56.99]	150 m :	1:26.92 (29.93)	200 m :	1:56.09 (29.17)	[59.10]
19.	CHENG Gong	1997	CHN	CHINA SWIMMING ASSOCIATION (CHN)	+0.70	1:56.38	673 pts		
50 m :	26.92 (26.92)	100 m :	55.99 (29.07)	[55.99]	150 m :	1:26.18 (30.19)	200 m :	1:56.38 (30.20)	[1:00.39]
20.	GOWER-WINTER Rance	1999	RSA	SEAGULLS (RSA)	+0.67	1:56.43	672 pts		
50 m :	27.47 (27.47)	100 m :	57.60 (30.13)	[57.60]	150 m :	1:27.19 (29.59)	200 m :	1:56.43 (29.24)	[58.83]
21.	MOSER Josef	1997	CZE	CZECH SWIMMING FEDERATION (CZE)	+0.76	1:56.46	671 pts		
50 m :	26.37 (26.37)	100 m :	55.01 (28.64)	[55.01]	150 m :	1:24.95 (29.94)	200 m :	1:56.46 (31.51)	[1:01.45]
21.	TOLOSA Juan	1994	ESP	BASQUE SWIMMING FEDERATION (ESP)	+0.72	1:56.46	671 pts		
50 m :	27.69 (27.69)	100 m :	57.06 (29.37)	[57.06]	150 m :	1:27.10 (30.04)	200 m :	1:56.46 (29.36)	[59.40]
23.	MAKHIJA Aryan	2000	IND	SEAGULLS (RSA)	+0.72	1:57.49	654 pts		
50 m :	27.58 (27.58)	100 m :	57.61 (30.03)	[57.61]	150 m :	1:27.93 (30.32)	200 m :	1:57.49 (29.56)	[59.88]
24.	COETZEE Calvin	2000	RSA	SEAGULLS (RSA)	+0.67	1:57.64	651 pts		
50 m :	27.41 (27.41)	100 m :	56.95 (29.54)	[56.95]	150 m :	1:27.27 (30.32)	200 m :	1:57.64 (30.37)	[1:00.69]
25.	KUNCAR David	1993	CZE	CZECH SWIMMING FEDERATION (CZE)	+0.70	1:57.66	651 pts		
50 m :	26.73 (26.73)	100 m :	56.22 (29.49)	[56.22]	150 m :	1:26.76 (30.54)	200 m :	1:57.66 (30.90)	[1:01.44]
26.	ZEPHIR Jean-Luc	1993	LCA	JOUÉ NATATION	+0.70	1:58.36	640 pts		
50 m :	26.78 (26.78)	100 m :	56.62 (29.84)	[56.62]	150 m :	1:28.51 (31.89)	200 m :	1:58.36 (29.85)	[1:01.74]
27.	LAFATA Spencer-F	1998	USA	BADGER SWIM CLUB (USA)	+0.83	1:59.52	621 pts		
50 m :	27.45 (27.45)	100 m :	57.44 (29.99)	[57.44]	150 m :	1:28.82 (31.38)	200 m :	1:59.52 (30.70)	[1:02.08]
28.	CAMBLONG Tommy-Lee	2001	FRA	CANET 66 NATATION	+0.69	1:59.94	615 pts		
50 m :	28.18 (28.18)	100 m :	58.60 (30.42)	[58.60]	150 m :	1:29.72 (31.12)	200 m :	1:59.94 (30.22)	[1:01.34]
29.	COLLINS Jack-M	1997	USA	BADGER SWIM CLUB (USA)	+0.74	2:00.17	611 pts		
50 m :	27.98 (27.98)	100 m :	57.96 (29.98)	[57.96]	150 m :	1:29.02 (31.06)	200 m :	2:00.17 (31.15)	[1:02.21]
30.	IACONO Eliott	1997	FRA	SC THIONVILLE	+0.63	2:00.94	599 pts		
50 m :	28.07 (28.07)	100 m :	58.73 (30.66)	[58.73]	150 m :	1:29.42 (30.69)	200 m :	2:00.94 (31.52)	[1:02.21]
31.	TORIS Hugo	2000	FRA	CANET 66 NATATION	+0.56	2:01.47	592 pts		
50 m :	28.48 (28.48)	100 m :	59.29 (30.81)	[59.29]	150 m :	1:30.54 (31.25)	200 m :	2:01.47 (30.93)	[1:02.18]
32.	KARAN Kota raju	2000	IND	SEAGULLS (RSA)	+0.82	2:01.97	584 pts		
50 m :	29.25 (29.25)	100 m :	1:00.59 (31.34)	[1:00.59]	150 m :	1:31.65 (31.06)	200 m :	2:01.97 (30.32)	[1:01.38]
33.	CORDEIRO Tiago roberto	2000	RSA	SEAGULLS (RSA)	+0.73	2:02.11	582 pts		
50 m :	28.73 (28.73)	100 m :	59.59 (30.86)	[59.59]	150 m :	1:31.07 (31.48)	200 m :	2:02.11 (31.04)	[1:02.52]
34.	NICOLAS Yohan	2001	FRA	AS MONACO NATATION	+0.67	2:02.35	579 pts		
50 m :	28.68 (28.68)	100 m :	59.66 (30.98)	[59.66]	150 m :	1:31.27 (31.61)	200 m :	2:02.35 (31.08)	[1:02.69]
35.	KHALIL Adib	2002	FRA	AS MONACO NATATION	+0.72	2:06.03	530 pts		
50 m :	29.61 (29.61)	100 m :	1:01.19 (31.58)	[1:01.19]	150 m :	1:33.75 (32.56)	200 m :	2:06.03 (32.28)	[1:04.84]
36.	VIORA Dorian	2000	MON	FEDERATION MONEGASQUE DE NATATIO...	+0.67	2:11.14	470 pts		
50 m :	29.98 (29.98)	100 m :	1:03.11 (33.13)	[1:03.11]	150 m :	1:37.50 (34.39)	200 m :	2:11.14 (33.64)	[1:08.03]
---	MAGNUSSEN James	1991	AUS	AUSTRALIAN SWIMMING FEDERATION (...)		DNS	dec		





Mare Nostrum Monaco

MONACO

du 10 au 11 juin 2017 - Bassin de 50 m



Résultats

[Cotation FINA]

Records du 100 Nage Libre Dames

Records du Monde: **52.06** CAMPBELL Cate (1992) AUS 02/07/2016 BRISBANE
 Records d'Europe: **52.07** STEFFEN Britta (1983) GER 31/07/2009 ROME
 Monaco meeting records: **52.60** SJOSTROM Sarah (1993) SWE 11/06/2017 MONACO
 Mare Nostrum Records: **52.60** SJOSTROM Sarah (1993) SWE 11/06/2017 MONACO

Finale A : 100 Nage Libre Dames

[J2 : Di 11/06/2017 - R9]

1.	SJOSTROM Sarah	1993	SWE	SödERTörNS SIMSällSKAP (SWE)	+0.68	52.60	969 pts	MR
50 m :	25.63 (25.63)	100 m :	52.60 (26.97)	[52.60]				
2.	CAMPBELL Bronte	1994	AUS	AUSTRALIAN SWIMMING FEDERATION (...)	+0.70	53.68	912 pts	
50 m :	25.90 (25.90)	100 m :	53.68 (27.78)	[53.68]				
3.	COLEMAN Michelle	1993	SWE	SPARVAGEN SIMFORENING (SWE)	+0.77	54.05	893 pts	
50 m :	25.99 (25.99)	100 m :	54.05 (28.06)	[54.05]				
4.	CAMPBELL Cate	1992	AUS	AUSTRALIAN SWIMMING FEDERATION (...)	+0.82	54.06	893 pts	
50 m :	25.76 (25.76)	100 m :	54.06 (28.30)	[54.06]				
5.	WILSON Madison	1994	AUS	AUSTRALIAN SWIMMING FEDERATION (...)	+0.71	54.63	865 pts	
50 m :	26.53 (26.53)	100 m :	54.63 (28.10)	[54.63]				
6.	NGAWATI Kotuku	1994	AUS	AUSTRALIAN SWIMMING FEDERATION (...)	+0.64	55.01	847 pts	
50 m :	26.81 (26.81)	100 m :	55.01 (28.20)	[55.01]				
7.	GONZALES CRIVILLERS Marta	1995	ESP	FEDERACIO CATALANO DE NATACIO (ESP)	+0.68	55.47	826 pts	
50 m :	26.81 (26.81)	100 m :	55.47 (28.66)	[55.47]				
8.	ELMSLIE Brittany	1994	AUS	AUSTRALIAN SWIMMING FEDERATION (...)	+0.70	56.02	802 pts	
50 m :	27.15 (27.15)	100 m :	56.02 (28.87)	[56.02]				

Finale B : 100 Nage Libre Dames


[J2 : Di 11/06/2017 - R7]

1.	MOLNAR Flora	1998	HUN	HUNGARIAN SWIMMING ASSOCIATION (...)	+0.61	56.13	797 pts	
50 m :	27.39 (27.39)	100 m :	56.13 (28.74)	[56.13]				
2.	GUZHENKOVA Anastasia	1997	RUS	RUSSIAN SWIMMING FEDERATION (RUS)	+0.76	56.44	784 pts	
50 m :	27.09 (27.09)	100 m :	56.44 (29.35)	[56.44]				
3.	NEALE Leah	1995	AUS	AUSTRALIAN SWIMMING FEDERATION (...)	+0.67	56.48	783 pts	
50 m :	27.51 (27.51)	100 m :	56.48 (28.97)	[56.48]				
4.	LINDBORG Nathalie	1991	SWE	MALMO KAPPSIMNINGSKLUBB (SWE)	+0.72	56.55	780 pts	
50 m :	27.28 (27.28)	100 m :	56.55 (29.27)	[56.55]				
5.	WOODS Elyse	1998	AUS	AUSTRALIAN SWIMMING FEDERATION (...)	+0.69	56.89	766 pts	
50 m :	27.66 (27.66)	100 m :	56.89 (29.23)	[56.89]				
6.	GALLAGHER Erin	1998	RSA	SEAGULLS (RSA)	+0.75	57.17	755 pts	
50 m :	27.04 (27.04)	100 m :	57.17 (30.13)	[57.17]				
7.	MASINI LUCETTI Chiara	1993	ITA	NUOTO LIVORNO (ITA)	+0.71	58.26	713 pts	
50 m :	28.22 (28.22)	100 m :	58.26 (30.04)	[58.26]				
8.	SEMIZHON Alena	2003	BLR	BEARUSSIAN SWIMMING FEDERATION (...)	+0.71	59.13	682 pts	
50 m :	28.15 (28.15)	100 m :	59.13 (30.98)	[59.13]				

Séries : 100 Nage Libre Dames

[J2 : Di 11/06/2017 - R6]

1.	SJOSTROM Sarah	1993	SWE	SödERTörNS SIMSällSKAP (SWE)	+0.68	53.30	931 pts	MR
50 m :	25.54 (25.54)	100 m :	53.30 (27.76)	[53.30]				
2.	COLEMAN Michelle	1993	SWE	SPARVAGEN SIMFORENING (SWE)	+0.73	54.61	866 pts	
50 m :	26.54 (26.54)	100 m :	54.61 (28.07)	[54.61]				
3.	CAMPBELL Bronte	1994	AUS	AUSTRALIAN SWIMMING FEDERATION (...)	+0.65	54.66	863 pts	
50 m :	26.44 (26.44)	100 m :	54.66 (28.22)	[54.66]				
4.	WILSON Madison	1994	AUS	AUSTRALIAN SWIMMING FEDERATION (...)	+0.70	54.83	855 pts	
50 m :	26.52 (26.52)	100 m :	54.83 (28.31)	[54.83]				
5.	CAMPBELL Cate	1992	AUS	AUSTRALIAN SWIMMING FEDERATION (...)	+0.80	55.25	836 pts	
50 m :	26.58 (26.58)	100 m :	55.25 (28.67)	[55.25]				
6.	NGAWATI Kotuku	1994	AUS	AUSTRALIAN SWIMMING FEDERATION (...)	+0.64	55.43	828 pts	
50 m :	26.94 (26.94)	100 m :	55.43 (28.49)	[55.43]				
7.	GONZALES CRIVILLERS Marta	1995	ESP	FEDERACIO CATALANO DE NATACIO (ESP)	+0.63	55.81	811 pts	
50 m :	27.23 (27.23)	100 m :	55.81 (28.58)	[55.81]				
8.	ELMSLIE Brittany	1994	AUS	AUSTRALIAN SWIMMING FEDERATION (...)	+0.70	55.86	809 pts	
50 m :	27.13 (27.13)	100 m :	55.86 (28.73)	[55.86]				





Mare Nostrum Monaco
MONACO
du 10 au 11 juin 2017 - Bassin de 50 m




Résultats

(Suite) Séries : 100 Nage Libre Dames

[J2 : Di 11/06/2017 - R6]

9.	GROVES Madeline	1995	AUS	AUSTRALIAN SWIMMING FEDERATION (...)	+0.72	56.08	799 pts
50 m :	27.28 (27.28)	100 m :	56.08 (28.80)	[56.08]			
10.	SHERIDAN Mikkayla	1995	AUS	AUSTRALIAN SWIMMING FEDERATION (...)	+0.71	56.61	777 pts
50 m :	27.51 (27.51)	100 m :	56.61 (29.10)	[56.61]			
11.	LINDBORG Nathalie	1991	SWE	MALMO KAPPSIMNINGSKLUBB (SWE)	+0.71	56.86	767 pts
50 m :	27.53 (27.53)	100 m :	56.86 (29.33)	[56.86]			
12.	GUZHENKOVA Anastasia	1997	RUS	RUSSIAN SWIMMING FEDERATION (RUS)	+0.73	56.89	766 pts
50 m :	27.54 (27.54)	100 m :	56.89 (29.35)	[56.89]			
13.	MOLNAR Flora	1998	HUN	HUNGARIAN SWIMMING ASSOCIATION (...)	+0.67	57.01	761 pts
50 m :	27.36 (27.36)	100 m :	57.01 (29.65)	[57.01]			
14.	WOODS Elyse	1998	AUS	AUSTRALIAN SWIMMING FEDERATION (...)	+0.70	57.14	756 pts
50 m :	27.58 (27.58)	100 m :	57.14 (29.56)	[57.14]			
15.	NEALE Leah	1995	AUS	AUSTRALIAN SWIMMING FEDERATION (...)	+0.70	57.51	741 pts
50 m :	27.51 (27.51)	100 m :	57.51 (30.00)	[57.51]			
16.	GALLAGHER Erin	1998	RSA	SEAGULLS (RSA)	+0.70	57.68	735 pts
50 m :	27.11 (27.11)	100 m :	57.68 (30.57)	[57.68]			
17.	SEMIZHON Alena	2003	BLR	BEARUSSIAN SWIMMING FEDERATION (...)	+0.74	58.42	707 pts
50 m :	28.13 (28.13)	100 m :	58.42 (30.29)	[58.42]			
18.	MASINI LUCCHETTI Chiara	1993	ITA	NUOTO LIVORNO (ITA)	+0.75	58.67	698 pts
50 m :	28.38 (28.38)	100 m :	58.67 (30.29)	[58.67]			
19.	KULIASHOVA Anastasiya	2001	BLR	BEARUSSIAN SWIMMING FEDERATION (...)	+0.70	58.75	695 pts
50 m :	28.34 (28.34)	100 m :	58.75 (30.41)	[58.75]			
20.	WIJKHUIJS Josien	1999	NED	ZV ORCA (NED)	+0.74	58.95	688 pts
50 m :	27.82 (27.82)	100 m :	58.95 (31.13)	[58.95]			
21.	VISTE Pauline	2000	FRA	AS MONACO NATATION	+0.69	58.99	687 pts
50 m :	28.44 (28.44)	100 m :	58.99 (30.55)	[58.99]			
22.	MC LEOD Lindsay	1995	RSA	SEAGULLS (RSA)	+0.74	59.93	655 pts
50 m :	28.81 (28.81)	100 m :	59.93 (31.12)	[59.93]			
23.	D ALESSANDRO Giulia	2001	ITA	AS MONACO NATATION	+0.64	59.94	655 pts
50 m :	28.51 (28.51)	100 m :	59.94 (31.43)	[59.94]			
24.	TARPEY Tatum claire	1998	RSA	SEAGULLS (RSA)	+0.75	1:00.20	646 pts
50 m :	28.81 (28.81)	100 m :	1:00.20 (31.39)	[1:00.20]			
25.	KIVIRINTA Veera	1995	FIN	FINNISH SWIMMING ASSOCIATION (FIN)	+0.71	1:01.07	619 pts
50 m :	28.79 (28.79)	100 m :	1:01.07 (32.28)	[1:01.07]			
26.	BERTAUX Tifenn	2003	FRA	AS MONACO NATATION	+0.72	1:01.26	613 pts
50 m :	29.55 (29.55)	100 m :	1:01.26 (31.71)	[1:01.26]			
27.	ANTUNES DA COSTA Laëticia	2004	POR	AS MONACO NATATION	+0.73	1:02.74	571 pts
50 m :	30.06 (30.06)	100 m :	1:02.74 (32.68)	[1:02.74]			
28.	FLORI Lisa	2003	FRA	AS MONACO NATATION	+0.69	1:05.62	499 pts
50 m :	30.47 (30.47)	100 m :	1:05.62 (35.15)	[1:05.62]			
---	BUYS Kimberly	1989	BEL	VLAAMSE ZWEMFEDERATIE (BEL)		DNS dec	
---	DAVIES Georgia	1990	GBR	ENERGY STANDARD CLUB (UKR)		DNS dec	





Mare Nostrum Monaco

MONACO
du 10 au 11 juin 2017 - Bassin de 50 m



Résultats

[Cotation FINA]

Records du 200 4 Nages Dames

Records du Monde: **2:06.12** HOSSZU Katinka (1989) HUN 03/08/2015 KAZAN
Records d'Europe: **2:06.12** HOSSZU Katinka (1989) HUN 03/08/2015 KAZAN
Monaco meeting records: **2:08.49** HOSSZU Katinka (1989) HUN 11/06/2017 MONACO
Mare Nostrum Records: **2:08.49** HOSSZU Katinka (1989) HUN 11/06/2017 MONACO

Finale A : 200 4 Nages Dames


[J2 : Di 11/06/2017 - R9]

1.	HOSSZU Katinka	1989	HUN	IRON AQUATICS (HUN)	+0.69	2:08.49	945 pts	MR
50 m :	28.36 (28.36)	100 m :	1:00.62 (32.26)	[1:00.62]	150 m :	1:38.00 (37.38)	200 m :	2:08.49 (30.49) [1:07.87]
2.	O'CONNOR Siobhan Marie	1995	GBR	BRITISH SWIMMING FEDERATION (GBR)	+0.70	2:11.08	890 pts	
50 m :	28.33 (28.33)	100 m :	1:01.78 (33.45)	[1:01.78]	150 m :	1:39.55 (37.77)	200 m :	2:11.08 (31.53) [1:09.30]
3.	FRANCESCHI Sara	1999	ITA	NUOTO LIVORNO (ITA)	+0.68	2:13.25	847 pts	
50 m :	29.29 (29.29)	100 m :	1:02.46 (33.17)	[1:02.46]	150 m :	1:41.91 (39.45)	200 m :	2:13.25 (31.34) [1:10.79]
4.	TONI Carlotta	1995	ITA	ESERCITO (ITA)	+0.71	2:19.98	731 pts	
50 m :	30.80 (30.80)	100 m :	1:06.71 (35.91)	[1:06.71]	150 m :	1:47.82 (41.11)	200 m :	2:19.98 (32.16) [1:13.27]
5.	WHITTAKER Sian	1997	AUS	AUSTRALIAN SWIMMING FEDERATION (...)	+0.73	2:21.48	708 pts	
50 m :	29.52 (29.52)	100 m :	1:05.26 (35.74)	[1:05.26]	150 m :	1:47.59 (42.33)	200 m :	2:21.48 (33.89) [1:16.22]
6.	PETIT Cassandra	1995	FRA	AS MONACO NATATION	+0.68	2:21.71	704 pts	
50 m :	29.15 (29.15)	100 m :	1:06.89 (37.74)	[1:06.89]	150 m :	1:49.07 (42.18)	200 m :	2:21.71 (32.64) [1:14.82]
7.	MC LEOD Lindsay	1995	RSA	SEAGULLS (RSA)	+0.75	2:27.22	628 pts	
50 m :	31.26 (31.26)	100 m :	1:07.83 (36.57)	[1:07.83]	150 m :	1:52.66 (44.83)	200 m :	2:27.22 (34.56) [1:19.39]
8.	VERDINO Claudia	2001	MON	FEDERATION MONEGASQUE DE NATATIO...	+0.72	2:28.06	618 pts	
50 m :	32.30 (32.30)	100 m :	1:10.20 (37.90)	[1:10.20]	150 m :	1:53.40 (43.20)	200 m :	2:28.06 (34.66) [1:17.86]

Séries : 200 4 Nages Dames

[J2 : Di 11/06/2017 - R6]

1.	HOSSZU Katinka	1989	HUN	IRON AQUATICS (HUN)	+0.67	2:09.93	914 pts	MR
50 m :	28.30 (28.30)	100 m :	1:01.00 (32.70)	[1:01.00]	150 m :	1:39.49 (38.49)	200 m :	2:09.93 (30.44) [1:08.93]
2.	O'CONNOR Siobhan Marie	1995	GBR	BRITISH SWIMMING FEDERATION (GBR)	+0.71	2:13.84	836 pts	
50 m :	28.59 (28.59)	100 m :	1:02.69 (34.10)	[1:02.69]	150 m :	1:41.30 (38.61)	200 m :	2:13.84 (32.54) [1:11.15]
3.	FRANCESCHI Sara	1999	ITA	NUOTO LIVORNO (ITA)	+0.71	2:16.18	794 pts	
50 m :	29.86 (29.86)	100 m :	1:03.76 (33.90)	[1:03.76]	150 m :	1:43.80 (40.04)	200 m :	2:16.18 (32.38) [1:12.42]
4.	EFIMOVA Yuliya	1992	RUS	EFIMOVA TEAM (RUS)	+0.74	2:16.21	793 pts	
50 m :	29.82 (29.82)	100 m :	1:06.84 (37.02)	[1:06.84]	150 m :	1:42.96 (36.12)	200 m :	2:16.21 (33.25) [1:09.37]
5.	TONI Carlotta	1995	ITA	ESERCITO (ITA)	+0.72	2:18.85	749 pts	
50 m :	30.48 (30.48)	100 m :	1:05.37 (34.89)	[1:05.37]	150 m :	1:46.35 (40.98)	200 m :	2:18.85 (32.50) [1:13.48]
6.	WHITTAKER Sian	1997	AUS	AUSTRALIAN SWIMMING FEDERATION (...)	+0.74	2:19.47	739 pts	
50 m :	29.38 (29.38)	100 m :	1:03.94 (34.56)	[1:03.94]	150 m :	1:46.48 (42.54)	200 m :	2:19.47 (32.99) [1:15.53]
7.	SEEBOHM Emily	1992	AUS	AUSTRALIAN SWIMMING FEDERATION (...)	+0.76	2:20.20	727 pts	
50 m :	29.71 (29.71)	100 m :	1:06.45 (36.74)	[1:06.45]	150 m :	1:47.21 (40.76)	200 m :	2:20.20 (32.99) [1:13.75]
8.	NGAWATI Kotuku	1994	AUS	AUSTRALIAN SWIMMING FEDERATION (...)	+0.66	2:22.52	692 pts	
50 m :	29.32 (29.32)	100 m :	1:06.30 (36.98)	[1:06.30]	150 m :	1:49.96 (43.66)	200 m :	2:22.52 (32.56) [1:16.22]
9.	PETIT Cassandra	1995	FRA	AS MONACO NATATION	+0.68	2:22.59	691 pts	
50 m :	29.46 (29.46)	100 m :	1:06.95 (37.49)	[1:06.95]	150 m :	1:49.99 (43.04)	200 m :	2:22.59 (32.60) [1:15.64]
10.	VISAGIE Emily	1998	RSA	SEAGULLS (RSA)	+0.79	2:24.92	659 pts	
50 m :	31.15 (31.15)	100 m :	1:09.96 (38.81)	[1:09.96]	150 m :	1:50.07 (40.11)	200 m :	2:24.92 (34.85) [1:14.96]
11.	BOHER Mathilde	2003	FRA	CANET 66 NATATION	+0.78	2:27.23	628 pts	
50 m :	31.75 (31.75)	100 m :	1:10.48 (38.73)	[1:10.48]	150 m :	1:52.58 (42.10)	200 m :	2:27.23 (34.65) [1:16.75]
12.	MC LEOD Lindsay	1995	RSA	SEAGULLS (RSA)	+0.73	2:28.36	614 pts	
50 m :	31.28 (31.28)	100 m :	1:08.24 (36.96)	[1:08.24]	150 m :	1:53.76 (45.52)	200 m :	2:28.36 (34.60) [1:20.12]
13.	VERDINO Claudia	2001	MON	FEDERATION MONEGASQUE DE NATATIO...	+0.76	2:29.59	599 pts	
50 m :	32.93 (32.93)	100 m :	1:11.39 (38.46)	[1:11.39]	150 m :	1:54.79 (43.40)	200 m :	2:29.59 (34.80) [1:18.20]
14.	ARLOTTI Valéria	2004	ITA	AS MONACO NATATION	+0.74	2:39.15	497 pts	
50 m :	33.25 (33.25)	100 m :	1:15.11 (41.86)	[1:15.11]	150 m :	2:01.42 (46.31)	200 m :	2:39.15 (37.73) [1:24.04]
15.	MIYAMATSU Sarah	2004	JPN	AS MONACO NATATION	+0.76	2:41.80	473 pts	
50 m :	34.86 (34.86)	100 m :	1:17.84 (42.98)	[1:17.84]	150 m :	2:04.30 (46.46)	200 m :	2:41.80 (37.50) [1:23.96]





Mare Nostrum Monaco

MONACO
du 10 au 11 juin 2017 - Bassin de 50 m



Résultats

[Cotation FINA]

Records du 50 Papillon Messieurs

Records du Monde: **22.43** MUNOZ PEREZ Rafael (1988) ESP 05/04/2009 MALAGA
Records d'Europe: **22.43** MUNOZ PEREZ Rafael (1988) ESP 05/04/2009 MALAGA
Monaco meeting records: **23.17** GOVOROV Andriy (1992) UKR 04/06/2016 MONACO
Mare Nostrum Records: **22.94** GOVOROV Andriy (1992) UKR 09/06/2016 CANET

Finale verte : 50 Papillon Messieurs

[J2 : Di 11/06/2017 - R9]

1.	BARRETT Adam	1992	GBR	LOUGHBOROUGH UNIVERSITY (GBR)	+0.65	23.62	856 pts
2.	POYTAKIVI Riku	1993	FIN	FINNISH SWIMMING ASSOCIATION (FIN)	+0.65	23.64	854 pts

1/2 Finale rouge : 50 Papillon Messieurs

[J2 : Di 11/06/2017 - R8]

1.	BARRETT Adam	1992	GBR	LOUGHBOROUGH UNIVERSITY (GBR)	+0.65	23.76	841 pts
2.	POYTAKIVI Riku	1993	FIN	FINNISH SWIMMING ASSOCIATION (FIN)	+0.69	23.79	838 pts
3.	DODALEU Yahor	1993	BLR	BEARUSSIAN SWIMMING FEDERATION (...)	+0.60	23.95	821 pts
4.	KHLOPTSOV Andrii	1998	UKR	ENERGY STANDARD CLUB (UKR)	+0.63	24.07	809 pts

1/4 Finale jaune : 50 Papillon Messieurs

[J1 : Sa 10/06/2017 - R5]

1.	KHLOPTSOV Andrii	1998	UKR	ENERGY STANDARD CLUB (UKR)	+0.64	23.87	829 pts
2.	BARRETT Adam	1992	GBR	LOUGHBOROUGH UNIVERSITY (GBR)	+0.65	23.97	819 pts
3.	DODALEU Yahor	1993	BLR	BEARUSSIAN SWIMMING FEDERATION (...)	+0.60	23.99	817 pts
4.	POYTAKIVI Riku	1993	FIN	FINNISH SWIMMING ASSOCIATION (FIN)	+0.67	24.02	814 pts
5.	PROZHOMA Dmytro	1997	UKR	ENERGY STANDARD CLUB (UKR)	+0.69	24.09	807 pts
6.	TSURKIN Yauhen	1990	BLR	BEARUSSIAN SWIMMING FEDERATION (...)	+0.66	24.11	805 pts
7.	SHI Yang	1989	CHN	CHINA SWIMMING ASSOCIATION (CHN)	+0.63	24.15	801 pts
8.	CSEH Laszlo	1985	HUN	EGRI USZO KLUB (HUN)	+0.69	24.26	790 pts

1/8 Finale violette : 50 Papillon Messieurs

[J1 : Sa 10/06/2017 - R3]

1.	BARRETT Adam	1992	GBR	LOUGHBOROUGH UNIVERSITY (GBR)	+0.65	23.97	819 pts
2.	CSEH Laszlo	1985	HUN	EGRI USZO KLUB (HUN)	+0.70	23.98	818 pts
3.	POYTAKIVI Riku	1993	FIN	FINNISH SWIMMING ASSOCIATION (FIN)	+0.68	24.09	807 pts
4.	SHI Yang	1989	CHN	CHINA SWIMMING ASSOCIATION (CHN)	+0.64	24.49	768 pts
5.	MORGAN David	1994	AUS	AUSTRALIAN SWIMMING FEDERATION (...)	+0.61	24.67	751 pts
6.	BENEHOUTSOS Theodoros	1998	AUS	MELBOURNE VICENTRE (AUS)	+0.72	24.72	747 pts
7.	BINNEMA Josiah	1997	CAN	SWIMMING CANADA (CAN)	+0.64	25.04	718 pts
---	CHAN Jie	1995	MAS	AMATEUR SWIMMING UNION OF MALAYS...		DNS	dec

1/8 Finale orange : 50 Papillon Messieurs


[J1 : Sa 10/06/2017 - R3]

1.	DODALEU Yahor	1993	BLR	BEARUSSIAN SWIMMING FEDERATION (...)	+0.65	24.12	804 pts
2.	KHLOPTSOV Andrii	1998	UKR	ENERGY STANDARD CLUB (UKR)	+0.61	24.14	802 pts
3.	PROZHOMA Dmytro	1997	UKR	ENERGY STANDARD CLUB (UKR)	+0.68	24.25	791 pts
4.	TSURKIN Yauhen	1990	BLR	BEARUSSIAN SWIMMING FEDERATION (...)	+0.70	24.40	776 pts
5.	LIUKKONEN Ari Pekka	1989	FIN	FINNISH SWIMMING ASSOCIATION (FIN)	+0.72	24.49	768 pts
6.	GARASYMOVYTCH Oleg	1997	FRA	CN AVIGNON	+0.64	25.05	717 pts
7.	PERREAULT Alexandre	1998	CAN	SWIMMING CANADA (CAN)	+0.64	25.07	716 pts
8.	GERRARD Jack	1994	AUS	AUSTRALIAN SWIMMING FEDERATION (...)	---	25.33	694 pts

Séries : 50 Papillon Messieurs

[J1 : Sa 10/06/2017 - R1]

1.	DODALEU Yahor	1993	BLR	BEARUSSIAN SWIMMING FEDERATION (...)	+0.59	24.06	810 pts
2.	BARRETT Adam	1992	GBR	LOUGHBOROUGH UNIVERSITY (GBR)	+0.65	24.23	793 pts
3.	PROZHOMA Dmytro	1997	UKR	ENERGY STANDARD CLUB (UKR)	+0.68	24.24	792 pts
4.	POYTAKIVI Riku	1993	FIN	FINNISH SWIMMING ASSOCIATION (FIN)	+0.67	24.29	787 pts





Mare Nostrum Monaco
MONACO
du 10 au 11 juin 2017 - Bassin de 50 m




Résultats

(Suite) Séries : 50 Papillon Messieurs

[J1 : Sa 10/06/2017 - R1]

5.	TSURKIN Yauhen	1990	BLR	BEARUSSIAN SWIMMING FEDERATION (...)	+0.64	24.38	778 pts
6.	CSEH Laszlo	1985	HUN	EGRI USZO KLUB (HUN)	+0.71	24.39	777 pts
6.	KHLOPTSOV Andrii	1998	UKR	ENERGY STANDARD CLUB (UKR)	+0.65	24.39	777 pts
8.	MORGAN David	1994	AUS	AUSTRALIAN SWIMMING FEDERATION (...)	+0.62	24.75	744 pts
9.	PERREAULT Alexandre	1998	CAN	SWIMMING CANADA (CAN)	+0.60	24.82	738 pts
10.	SHI Yang	1989	CHN	CHINA SWIMMING ASSOCIATION (CHN)	+0.64	24.84	736 pts
11.	LIUKKONEN Ari Pekka	1989	FIN	FINNISH SWIMMING ASSOCIATION (FIN)	+0.69	24.91	730 pts
12.	BENEHOUTSOS Theodoros	1998	AUS	MELBOURNE VICENTRE (AUS)	+0.73	24.92	729 pts
13.	GARASYMOVYTCH Oleg	1997	FRA	CN AVIGNON	+0.68	25.04	718 pts
14.	PROUD Benjamin	1994	GBR	ENERGY STANDARD CLUB (UKR)	+0.63	25.11	712 pts
15.	SHEVTSOV Serhii	1998	UKR	ENERGY STANDARD CLUB (UKR)	+0.63	25.13	711 pts
16.	MIGNON Clément	1993	FRA	CN MARSEILLE	+0.61	25.26	700 pts
17.	BINNEMA Josiah	1997	CAN	SWIMMING CANADA (CAN)	+0.66	25.36	691 pts
18.	GERRARD Jack	1994	AUS	AUSTRALIAN SWIMMING FEDERATION (...)	+0.69	25.40	688 pts
19.	CHAN Jie	1995	MAS	AMATEUR SWIMMING UNION OF MALAYS...	+0.65	25.49	681 pts
20.	JUIZ LARRANAGA David	1994	ESP	BASQUE SWIMMING FEDERATION (ESP)	+0.69	25.57	674 pts
21.	BOLE Scott	1996	FRA	AS MONACO NATATION	+0.66	25.72	663 pts
22.	TOURE Oumar	1996	MLI	AS MONACO NATATION	+0.63	25.80	657 pts
23.	IBORRA JIMENEZ David	1989	ESP	BASQUE SWIMMING FEDERATION (ESP)	+0.74	26.27	622 pts
24.	BORZENKO Sergey	2000	RUS	AS MONACO NATATION	+0.71	26.38	614 pts
25.	ARANA Sergio	1997	ESP	BASQUE SWIMMING FEDERATION (ESP)	+0.67	26.44	610 pts
26.	BILDOSOLA AGIRREGOMEZKORTA Inaki	1983	ESP	BASQUE SWIMMING FEDERATION (ESP)	+0.65	26.63	597 pts
27.	ELLIOTT Tomas	1995	AUS	AUSTRALIAN SWIMMING FEDERATION (...)	---	26.71	592 pts
28.	VIALE Samuele	1999	ITA	AS MONACO NATATION	+0.70	26.73	590 pts
29.	AUSTER Alex-Guido	1997	USA	AS MONACO NATATION	+0.74	27.16	563 pts
29.	IACONO Elliott	1997	FRA	SC THIONVILLE	+0.64	27.16	563 pts
31.	LEBON Yerai	1992	ESP	BASQUE SWIMMING FEDERATION (ESP)	+0.71	27.25	557 pts
32.	AQUILINA Anton	2000	MON	FEDERATION MONEGASQUE DE NATATIO...	+0.66	27.80	525 pts
33.	BROGIALDI Léo	1999	FRA	AS MONACO NATATION	+0.71	27.96	516 pts
34.	CAMBLONG Tommy-Lee	2001	FRA	CANET 66 NATATION	+0.68	28.03	512 pts
35.	MORAIS-SANTOS Julien	2003	FRA	AS MONACO NATATION	+0.63	28.74	475 pts
36.	CHURCHILL Victor	2001	DEN	AS MONACO NATATION	+0.64	30.48	398 pts
---	AGUILAR Oskitz	1995	ESP	BASQUE SWIMMING FEDERATION (ESP)		DNS	dec





Mare Nostrum Monaco
MONACO
du 10 au 11 juin 2017 - Bassin de 50 m



Résultats

[Cotation FINA]

Records du 50 Papillon Dames

Records du Monde: **24.43** SJOSTROM Sarah (1993) SWE 05/07/2014 BORAS
Records d'Europe: **24.43** SJOSTROM Sarah (1993) SWE 05/07/2014 BORAS
Monaco meeting records: **24.90** SJOSTROM Sarah (1993) SWE 11/06/2017 MONACO
Mare Nostrum Records: **24.90** SJOSTROM Sarah (1993) SWE 11/06/2017 MONACO

Finale verte : 50 Papillon Dames

[J2 : Di 11/06/2017 - R9]

1.	SJOSTROM Sarah	1993	SWE	SödERTörNS SIMSällSKAP (SWE)	+0.66	24.90	944 pts	MR
2.	IKEE Rikako	2000	JPN	JAPAN SWIMMING FEDERATION (JPN)	+0.65	25.95	834 pts	

1/2 Finale rouge : 50 Papillon Dames

[J2 : Di 11/06/2017 - R8]

1.	SJOSTROM Sarah	1993	SWE	SödERTörNS SIMSällSKAP (SWE)	+0.71	25.26	904 pts	MR
2.	IKEE Rikako	2000	JPN	JAPAN SWIMMING FEDERATION (JPN)	+0.65	25.74	854 pts	
3.	BUYS Kimberly	1989	BEL	VLAAMSE ZWEMFEDERATIE (BEL)	+0.74	26.08	821 pts	
4.	ELMSLIE Brittany	1994	AUS	AUSTRALIAN SWIMMING FEDERATION (...)	+0.68	26.78	759 pts	

1/4 Finale jaune : 50 Papillon Dames

[J1 : Sa 10/06/2017 - R5]

1.	SJOSTROM Sarah	1993	SWE	SödERTörNS SIMSällSKAP (SWE)	+0.71	25.70	858 pts	
2.	IKEE Rikako	2000	JPN	JAPAN SWIMMING FEDERATION (JPN)	+0.64	25.83	846 pts	
3.	BUYS Kimberly	1989	BEL	VLAAMSE ZWEMFEDERATIE (BEL)	+0.75	26.76	760 pts	
4.	ELMSLIE Brittany	1994	AUS	AUSTRALIAN SWIMMING FEDERATION (...)	+0.70	27.14	729 pts	
5.	LU Ying	1989	CHN	CHINA SWIMMING ASSOCIATION (CHN)	+0.68	27.27	718 pts	
6.	MOLNAR Flora	1998	HUN	HUNGARIAN SWIMMING ASSOCIATION (...)	+0.67	27.60	693 pts	
7.	LAUKKANEN Jenna	1995	FIN	FINNISH SWIMMING ASSOCIATION (FIN)	+0.66	27.64	690 pts	
8.	KULIASHOVA Anastasiya	2001	BLR	BEARUSSIAN SWIMMING FEDERATION (...)	+0.70	27.71	685 pts	

1/8 Finale violette : 50 Papillon Dames

[J1 : Sa 10/06/2017 - R3]

1.	SJOSTROM Sarah	1993	SWE	SödERTörNS SIMSällSKAP (SWE)	+0.70	25.43	886 pts	
2.	ELMSLIE Brittany	1994	AUS	AUSTRALIAN SWIMMING FEDERATION (...)	+0.71	27.25	720 pts	
3.	LU Ying	1989	CHN	CHINA SWIMMING ASSOCIATION (CHN)	+0.69	27.51	700 pts	
4.	KULIASHOVA Anastasiya	2001	BLR	BEARUSSIAN SWIMMING FEDERATION (...)	+0.74	27.67	688 pts	
5.	WIJKHUIJS Josien	1999	NED	ZV ORCA (NED)	+0.68	27.76	681 pts	
6.	GALLAGHER Erin	1998	RSA	SEAGULLS (RSA)	+0.74	28.24	647 pts	
7.	LU Kaiyue	1999	CHN	CHINA SWIMMING ASSOCIATION (CHN)	+0.78	28.57	625 pts	
8.	COLLINS Olivia kate	2003	AUS	SOMERSET SWIM CLUB (AUS)	+0.63	29.55	565 pts	

1/8 Finale orange : 50 Papillon Dames


[J1 : Sa 10/06/2017 - R3]

1.	IKEE Rikako	2000	JPN	JAPAN SWIMMING FEDERATION (JPN)	+0.00	26.34	797 pts	
2.	BUYS Kimberly	1989	BEL	VLAAMSE ZWEMFEDERATIE (BEL)	+0.00	26.39	793 pts	
3.	MOLNAR Flora	1998	HUN	HUNGARIAN SWIMMING ASSOCIATION (...)	+0.00	27.37	711 pts	
4.	LAUKKANEN Jenna	1995	FIN	FINNISH SWIMMING ASSOCIATION (FIN)	+0.00	27.54	698 pts	
5.	HASEGAWA Suzuka	2000	JPN	JAPAN SWIMMING FEDERATION (JPN)	+0.00	27.94	668 pts	
6.	SANTAMANS Anna	1993	FRA	CN MARSEILLE	+0.00	27.96	667 pts	
7.	NORISMAA Nea	1995	FIN	FINNISH SWIMMING ASSOCIATION (FIN)	+0.00	29.23	583 pts	
8.	BERTAUX Tifenn	2003	FRA	AS MONACO NATATION	+0.00	29.27	581 pts	

Séries : 50 Papillon Dames

[J1 : Sa 10/06/2017 - R1]

1.	IKEE Rikako	2000	JPN	JAPAN SWIMMING FEDERATION (JPN)	+0.65	26.08	821 pts	
2.	SJOSTROM Sarah	1993	SWE	SödERTörNS SIMSällSKAP (SWE)	+0.69	26.50	783 pts	
3.	BUYS Kimberly	1989	BEL	VLAAMSE ZWEMFEDERATIE (BEL)	+0.74	26.67	768 pts	
4.	ELMSLIE Brittany	1994	AUS	AUSTRALIAN SWIMMING FEDERATION (...)	+0.67	27.20	724 pts	





Mare Nostrum Monaco
MONACO
du 10 au 11 juin 2017 - Bassin de 50 m




Résultats

(Suite) Séries : 50 Papillon Dames

[J1 : Sa 10/06/2017 - R1]

5.	MOLNAR Flora	1998	HUN	HUNGARIAN SWIMMING ASSOCIATION (...)	+0.64	27.25	720 pts
6.	LU Ying	1989	CHN	CHINA SWIMMING ASSOCIATION (CHN)	+0.67	27.34	713 pts
7.	LAUKKANEN Jenna	1995	FIN	FINNISH SWIMMING ASSOCIATION (FIN)	+0.65	27.58	695 pts
8.	WIJKHUIJS Josien	1999	NED	ZV ORCA (NED)	+0.68	27.61	692 pts
9.	HASEGAWA Suzuka	2000	JPN	JAPAN SWIMMING FEDERATION (JPN)	+0.64	27.74	683 pts
10.	GALLAGHER Erin	1998	RSA	SEAGULLS (RSA)	+0.74	27.75	682 pts
11.	SANTAMANS Anna	1993	FRA	CN MARSEILLE	+0.61	27.89	672 pts
12.	KULIASHOVA Anastasiya	2001	BLR	BEARUSSIAN SWIMMING FEDERATION (...)	+0.72	28.32	641 pts
13.	NORISMAA Nea	1995	FIN	FINNISH SWIMMING ASSOCIATION (FIN)	+0.67	28.39	637 pts
14.	LU Kaiyue	1999	CHN	CHINA SWIMMING ASSOCIATION (CHN)	+0.76	28.53	627 pts
15.	BERTAUX Tifenn	2003	FRA	AS MONACO NATATION	+0.71	29.24	583 pts
16.	IBARRONDO Ane	1997	ESP	BASQUE SWIMMING FEDERATION (ESP)	+0.70	29.29	580 pts
17.	COLLINS Olivia kate	2003	AUS	SOMERSET SWIM CLUB (AUS)	+0.67	29.57	563 pts
18.	REDIN Maider	2000	ESP	BASQUE SWIMMING FEDERATION (ESP)	+0.71	29.69	557 pts
19.	DUMA Khwezi	2001	RSA	SEAGULLS (RSA)	+0.75	30.77	500 pts
20.	ARRIETA LOBO Irantzu	1999	ESP	BASQUE SWIMMING FEDERATION (ESP)	+0.71	31.10	484 pts
21.	GASSET Lison	2000	FRA	AS MONACO NATATION	+0.69	31.63	460 pts
22.	FLORI Lisa	2003	FRA	AS MONACO NATATION	+0.65	31.73	456 pts
23.	ARLOTTI Valéria	2004	ITA	AS MONACO NATATION	+0.72	32.02	444 pts
24.	RICHARDSON Georgina	2005	GBR	AS MONACO NATATION	+0.71	32.38	429 pts





Mare Nostrum Monaco

MONACO
du 10 au 11 juin 2017 - Bassin de 50 m



Résultats

[Cotation FINA]

Records du 50 Dos Messieurs

Records du Monde: **24.04** TANCOCK Liam (1985) GBR 02/08/2009 ROME
Records d'Europe: **24.04** TANCOCK Liam (1985) GBR 02/08/2009 ROME
Monaco meeting records: **24.61** STRAVIUS Jérémy (1988) FRA 09/06/2013 MONACO
Mare Nostrum Records: **24.61** STRAVIUS Jérémy (1988) FRA 09/06/2013 MONACO

Finale verte : 50 Dos Messieurs

[J2 : Di 11/06/2017 - R9]

1.	TSMYH Mikita	1997	BLR	BEARUSSIAN SWIMMING FEDERATION (...)	+0.58	25.01	888 pts
2.	LARKIN Mitchell	1993	AUS	AUSTRALIAN SWIMMING FEDERATION (...)	+0.64	25.08	880 pts

1/2 Finale rouge : 50 Dos Messieurs

[J2 : Di 11/06/2017 - R8]

1.	TSMYH Mikita	1997	BLR	BEARUSSIAN SWIMMING FEDERATION (...)	+0.61	25.35	852 pts
2.	LARKIN Mitchell	1993	AUS	AUSTRALIAN SWIMMING FEDERATION (...)	+0.60	25.45	842 pts
3.	STASELOVICH Viktor	1994	BLR	BEARUSSIAN SWIMMING FEDERATION (...)	+0.57	25.46	841 pts
4.	STASIULIS Benjamin	1986	FRA	CN MARSEILLE	+0.63	26.35	759 pts

1/4 Finale jaune : 50 Dos Messieurs

[J1 : Sa 10/06/2017 - R5]

1.	TSMYH Mikita	1997	BLR	BEARUSSIAN SWIMMING FEDERATION (...)	+0.62	25.46	841 pts
2.	LARKIN Mitchell	1993	AUS	AUSTRALIAN SWIMMING FEDERATION (...)	+0.65	25.55	832 pts
3.	STASELOVICH Viktor	1994	BLR	BEARUSSIAN SWIMMING FEDERATION (...)	+0.54	25.90	799 pts
4.	STASIULIS Benjamin	1986	FRA	CN MARSEILLE	+0.64	26.26	767 pts
5.	TERN Jian-Han	1995	MAS	AMATEUR SWIMMING UNION OF MALAYS...	+0.55	26.35	759 pts
5.	VAZAIOS Andreas	1994	GRE	HELLENIC SWIMMING FEDERATION (GRE)	+0.62	26.35	759 pts
7.	FOLDHAZI David	1995	HUN	HUNGARIAN SWIMMING ASSOCIATION (...)	+0.63	26.44	751 pts
8.	REITSHAMMER Bernhard	1994	AUT	AUSTRIAN SWIMMING FEDERATION (AUT)	+0.67	26.56	741 pts

1/8 Finale violette : 50 Dos Messieurs

[J1 : Sa 10/06/2017 - R3]

1.	TSMYH Mikita	1997	BLR	BEARUSSIAN SWIMMING FEDERATION (...)	+0.86	25.80	808 pts
2.	STASELOVICH Viktor	1994	BLR	BEARUSSIAN SWIMMING FEDERATION (...)	+0.62	25.99	791 pts
3.	REITSHAMMER Bernhard	1994	AUT	AUSTRIAN SWIMMING FEDERATION (AUT)	+0.66	26.51	745 pts
4.	PROZHOHA Dmytro	1997	UKR	ENERGY STANDARD CLUB (UKR)	+0.68	26.75	725 pts
5.	VOBORIL Matej	1993	CZE	CZECH SWIMMING FEDERATION (CZE)	+0.76	26.87	716 pts
6.	REBAUDO Alessandro	2001	ITA	AS MONACO NATATION	+0.65	28.36	609 pts
7.	ARANA Sergio	1997	ESP	BASQUE SWIMMING FEDERATION (ESP)	+0.61	28.37	608 pts
8.	COETZEE Calvin	2000	RSA	SEAGULLS (RSA)	+0.58	28.54	597 pts

1/8 Finale orange : 50 Dos Messieurs


[J1 : Sa 10/06/2017 - R3]

1.	LARKIN Mitchell	1993	AUS	AUSTRALIAN SWIMMING FEDERATION (...)	+0.00	25.68	820 pts
2.	TERN Jian-Han	1995	MAS	AMATEUR SWIMMING UNION OF MALAYS...	+0.00	26.32	761 pts
3.	VAZAIOS Andreas	1994	GRE	HELLENIC SWIMMING FEDERATION (GRE)	+0.00	26.48	748 pts
4.	FOLDHAZI David	1995	HUN	HUNGARIAN SWIMMING ASSOCIATION (...)	+0.00	26.49	747 pts
5.	STASIULIS Benjamin	1986	FRA	CN MARSEILLE	+0.00	26.67	732 pts
6.	VARGAS Felipe	1995	ARG	CANET 66 NATATION	+0.00	27.44	672 pts
7.	VARGAS Valentin	1993	ARG	CANET 66 NATATION	+0.00	27.87	641 pts
8.	MILLET Arthur	2000	FRA	CANET 66 NATATION	+0.00	28.20	619 pts

Séries : 50 Dos Messieurs

[J1 : Sa 10/06/2017 - R1]

1.	LARKIN Mitchell	1993	AUS	AUSTRALIAN SWIMMING FEDERATION (...)	+0.64	25.93	796 pts
2.	TSMYH Mikita	1997	BLR	BEARUSSIAN SWIMMING FEDERATION (...)	+0.65	25.96	794 pts
3.	FOLDHAZI David	1995	HUN	HUNGARIAN SWIMMING ASSOCIATION (...)	+0.61	26.36	758 pts
4.	STASELOVICH Viktor	1994	BLR	BEARUSSIAN SWIMMING FEDERATION (...)	+0.70	26.43	752 pts





Mare Nostrum Monaco
MONACO
du 10 au 11 juin 2017 - Bassin de 50 m




Résultats

(Suite) Séries : 50 Dos Messieurs

[J1 : Sa 10/06/2017 - R1]

5.	TERN Jian-Han	1995	MAS	AMATEUR SWIMMING UNION OF MALAYS...	+0.54	26.52	744 pts
6.	VOBORIL Matej	1993	CZE	CZECH SWIMMING FEDERATION (CZE)	+0.75	26.57	740 pts
7.	STASIULIS Benjamin	1986	FRA	CN MARSEILLE	+0.72	26.60	738 pts
8.	REITSHAMMER Bernhard	1994	AUT	AUSTRIAN SWIMMING FEDERATION (AUT)	+0.62	26.65	734 pts
9.	VAZAIOS Andreas	1994	GRE	HELLENIC SWIMMING FEDERATION (GRE)	+0.65	26.70	729 pts
10.	PROZHOHA Dmytro	1997	UKR	ENERGY STANDARD CLUB (UKR)	+0.65	27.24	687 pts
11.	GARASYMOVYTCH Oleg	1997	FRA	CN AVIGNON	+0.66	27.30	682 pts
12.	VARGAS Felipe	1995	ARG	CANET 66 NATATION	+0.65	27.82	645 pts
13.	REBAUDO Alessandro	2001	ITA	AS MONACO NATATION	+0.61	28.10	626 pts
14.	MILLET Arthur	2000	FRA	CANET 66 NATATION	+0.63	28.20	619 pts
15.	COETZEE Calvin	2000	RSA	SEAGULLS (RSA)	+0.57	28.33	611 pts
16.	VARGAS Valentin	1993	ARG	CANET 66 NATATION	+0.58	28.38	607 pts
17.	ARANA Sergio	1997	ESP	BASQUE SWIMMING FEDERATION (ESP)	+0.63	28.89	576 pts
18.	RACO Anthony	1996	FRA	AS MONACO NATATION	+1.38	29.81	524 pts
19.	BOULESTEIX Valentin	2000	FRA	AS MONACO NATATION	+1.10	29.85	522 pts
20.	VANMOEN Romain	2002	FRA	AS MONACO NATATION	+1.87	30.81	475 pts
21.	ROUSSEL Victor	1998	FRA	CLUB DES NAGEURS DE PARIS	+0.65	31.21	457 pts
22.	LEHEC Quentin	2002	FRA	AQUATIC CLUB DE MENTON	+0.66	31.76	433 pts
---	SABBIONI Simone	1996	ITA	ESERCITO (ITA)		DNS	dec





Mare Nostrum Monaco

MONACO
du 10 au 11 juin 2017 - Bassin de 50 m



Résultats

[Cotation FINA]

Records du 50 Dos Dames

Records du Monde: **27.06** ZHAO Jing (1990) CHN 30/07/2009 ROME
Records d'Europe: **27.23** SAMULSKI Daniela (1984) GER 30/07/2009 ROME
Monaco meeting records: **27.53** TERAKAWA Aya (1984) JPN 09/06/2013 MONACO
Mare Nostrum Records: **27.53** TERAKAWA Aya (1984) JPN 09/06/2013 MONACO

Finale verte : 50 Dos Dames

[J2 : Di 11/06/2017 - R9]

1.	BARRATT Holly	1988	AUS	AUSTRALIAN SWIMMING FEDERATION (...)	+0.52	27.66	936 pts
2.	HERASIMENIA Aliaksandra	1985	BLR	BEARUSSIAN SWIMMING FEDERATION (...)	+0.58	27.67	935 pts

1/2 Finale rouge : 50 Dos Dames

[J2 : Di 11/06/2017 - R8]

1.	BARRATT Holly	1988	AUS	AUSTRALIAN SWIMMING FEDERATION (...)	+0.52	27.67	935 pts
2.	HERASIMENIA Aliaksandra	1985	BLR	BEARUSSIAN SWIMMING FEDERATION (...)	+0.61	27.74	928 pts
3.	SEEBOHM Emily	1992	AUS	AUSTRALIAN SWIMMING FEDERATION (...)	+0.66	27.85	917 pts
4.	FESIKOVA Anastasiia	1990	RUS	RUSSIAN SWIMMING FEDERATION (RUS)	+0.73	27.93	909 pts

1/4 Finale jaune : 50 Dos Dames

[J1 : Sa 10/06/2017 - R5]

1.	SEEBOHM Emily	1992	AUS	AUSTRALIAN SWIMMING FEDERATION (...)	+0.66	27.92	910 pts
2.	HERASIMENIA Aliaksandra	1985	BLR	BEARUSSIAN SWIMMING FEDERATION (...)	+0.60	27.97	905 pts
3.	FESIKOVA Anastasiia	1990	RUS	RUSSIAN SWIMMING FEDERATION (RUS)	+0.78	28.01	901 pts
4.	BARRATT Holly	1988	AUS	AUSTRALIAN SWIMMING FEDERATION (...)	+0.53	28.02	900 pts
5.	DAVIES Georgia	1990	GBR	ENERGY STANDARD CLUB (UKR)	+0.62	28.08	894 pts
6.	JALLOW Mimosa	1994	FIN	FINNISH SWIMMING ASSOCIATION (FIN)	+0.61	28.54	852 pts
7.	LINDBORG Ida	1994	SWE	MALMO KAPPSIMNINGSKLUBB (SWE)	+0.58	29.22	794 pts
8.	WHITTAKER Sian	1997	AUS	AUSTRALIAN SWIMMING FEDERATION (...)	+0.64	29.60	764 pts

1/8 Finale violette : 50 Dos Dames

[J1 : Sa 10/06/2017 - R3]

1.	SEEBOHM Emily	1992	AUS	AUSTRALIAN SWIMMING FEDERATION (...)	+0.66	27.79	923 pts
2.	HERASIMENIA Aliaksandra	1985	BLR	BEARUSSIAN SWIMMING FEDERATION (...)	+0.60	28.51	855 pts
3.	LINDBORG Ida	1994	SWE	MALMO KAPPSIMNINGSKLUBB (SWE)	+0.56	29.20	795 pts
4.	WHITTAKER Sian	1997	AUS	AUSTRALIAN SWIMMING FEDERATION (...)	+0.63	29.23	793 pts
5.	CARO Emma	2000	FRA	CANET 66 NATATION	+0.66	31.11	658 pts
6.	REDIN Mairer	2000	ESP	BASQUE SWIMMING FEDERATION (ESP)	+0.58	31.45	636 pts
7.	TARPEY Tatum claire	1998	RSA	SEAGULLS (RSA)	+0.71	32.23	591 pts
8.	ARRIETA LOBO Irantzu	1999	ESP	BASQUE SWIMMING FEDERATION (ESP)	+0.66	32.44	580 pts

1/8 Finale orange : 50 Dos Dames


[J1 : Sa 10/06/2017 - R3]

1.	DAVIES Georgia	1990	GBR	ENERGY STANDARD CLUB (UKR)	+0.00	28.21	882 pts
2.	BARRATT Holly	1988	AUS	AUSTRALIAN SWIMMING FEDERATION (...)	+0.00	28.24	879 pts
3.	FESIKOVA Anastasiia	1990	RUS	RUSSIAN SWIMMING FEDERATION (RUS)	+0.00	28.39	865 pts
4.	JALLOW Mimosa	1994	FIN	FINNISH SWIMMING ASSOCIATION (FIN)	+0.00	28.80	829 pts
5.	CHAN Caroline-Zi-Xin	1995	MAS	AMATEUR SWIMMING UNION OF MALAYS...	+0.00	30.29	712 pts
6.	WIJKHUIJS Josien	1999	NED	ZV ORCA (NED)	+0.00	30.78	679 pts
7.	VISTE Pauline	2000	FRA	AS MONACO NATATION	+0.00	31.84	613 pts
8.	DUMA Khwezi	2001	RSA	SEAGULLS (RSA)	+0.00	32.64	569 pts

Séries : 50 Dos Dames

[J1 : Sa 10/06/2017 - R1]

1.	FESIKOVA Anastasiia	1990	RUS	RUSSIAN SWIMMING FEDERATION (RUS)	+0.78	28.31	873 pts
2.	SEEBOHM Emily	1992	AUS	AUSTRALIAN SWIMMING FEDERATION (...)	+0.67	28.35	869 pts
3.	BARRATT Holly	1988	AUS	AUSTRALIAN SWIMMING FEDERATION (...)	+0.55	28.51	855 pts
3.	HERASIMENIA Aliaksandra	1985	BLR	BEARUSSIAN SWIMMING FEDERATION (...)	+0.65	28.51	855 pts





Mare Nostrum Monaco
MONACO
du 10 au 11 juin 2017 - Bassin de 50 m




Résultats

(Suite) Séries : 50 Dos Dames

[J1 : Sa 10/06/2017 - R1]

5.	JALLOW Mimosa	1994	FIN	FINNISH SWIMMING ASSOCIATION (FIN)	+0.58	28.98	814 pts
6.	WHITTAKER Sian	1997	AUS	AUSTRALIAN SWIMMING FEDERATION (...)	+0.62	29.22	794 pts
7.	DAVIES Georgia	1990	GBR	ENERGY STANDARD CLUB (UKR)	+0.66	29.30	787 pts
7.	LINDBORG Ida	1994	SWE	MALMO KAPPSIMNINGSKLUBB (SWE)	+0.56	29.30	787 pts
9.	ZEVINA Daryna	1994	UKR	ENERGY STANDARD CLUB (UKR)	+0.67	29.53	769 pts
10.	WIJKHUIJS Josien	1999	NED	ZV ORCA (NED)	+0.68	30.35	708 pts
11.	CARO Emma	2000	FRA	CANET 66 NATATION	+0.67	30.71	684 pts
12.	CHAN Caroline-Zi-Xin	1995	MAS	AMATEUR SWIMMING UNION OF MALAYS...	+0.60	30.75	681 pts
13.	REDIN Maider	2000	ESP	BASQUE SWIMMING FEDERATION (ESP)	+0.59	31.47	635 pts
14.	VISTE Pauline	2000	FRA	AS MONACO NATATION	+0.68	31.65	624 pts
15.	TARPEY Tatum claire	1998	RSA	SEAGULLS (RSA)	+0.64	32.00	604 pts
16.	DUMA Khwezi	2001	RSA	SEAGULLS (RSA)	+0.66	33.42	530 pts
17.	ARRIETA LOBO Irantzuz	1999	ESP	BASQUE SWIMMING FEDERATION (ESP)	+0.70	33.59	522 pts
18.	ANTUNES DA COSTA Laëticia	2004	POR	AS MONACO NATATION	+0.68	33.99	504 pts





Mare Nostrum Monaco
MONACO
du 10 au 11 juin 2017 - Bassin de 50 m



Résultats

[Cotation FINA]

Records du 50 Brasse Messieurs

Records du Monde: **26.42** PEATY Adam (1994) GBR 04/08/2015 KAZAN
Records d'Europe: **26.42** PEATY Adam (1994) GBR 04/08/2015 KAZAN
Monaco meeting records: **26.99** VAN DER BURGH Cameron (1988) RSA 11/06/2017 MONACO
Mare Nostrum Records: **26.68** PEATY Adam (1994) GBR 12/06/2016 BARCELONA

Finale verte : 50 Brasse Messieurs

[J2 : Di 11/06/2017 - R9]

1.	VAN DER BURGH Cameron	1988	RSA	ENERGY STANDARD CLUB (UKR)	+0.62	26.99	937 pts	MR
2.	LIMA Felipe	1985	BRA	CBDA (BRA)	+0.67	27.16	920 pts	

1/2 Finale rouge : 50 Brasse Messieurs

[J2 : Di 11/06/2017 - R8]

1.	LIMA Felipe	1985	BRA	CBDA (BRA)	+0.68	27.18	918 pts	
1.	VAN DER BURGH Cameron	1988	RSA	ENERGY STANDARD CLUB (UKR)	+0.63	27.18	918 pts	
3.	PRIGODA Kirill	1995	RUS	RUSSIAN SWIMMING FEDERATION (RUS)	+0.59	27.53	883 pts	
4.	KOSEKI Yasuhiro	1992	JPN	JAPAN SWIMMING FEDERATION (JPN)	+0.64	27.57	880 pts	

1/4 Finale jaune : 50 Brasse Messieurs

[J1 : Sa 10/06/2017 - R5]

1.	LIMA Felipe	1985	BRA	CBDA (BRA)	+0.68	27.05	931 pts	MR
2.	KOSEKI Yasuhiro	1992	JPN	JAPAN SWIMMING FEDERATION (JPN)	+0.64	27.50	886 pts	
3.	VAN DER BURGH Cameron	1988	RSA	ENERGY STANDARD CLUB (UKR)	+0.64	27.54	882 pts	
4.	PRIGODA Kirill	1995	RUS	RUSSIAN SWIMMING FEDERATION (RUS)	+0.59	27.64	873 pts	
5.	NIKOLAEV Andrei	1992	RUS	EFIMOVA TEAM (RUS)	+0.65	27.73	864 pts	
6.	SHYMANOVICH Ilya	1994	BLR	BEARUSSIAN SWIMMING FEDERATION (...)	+0.65	27.78	860 pts	
7.	DOLENKO Danila	1995	RUS	EFIMOVA TEAM (RUS)	+0.73	28.41	804 pts	
7.	TUOMOLA Andrei	1989	FIN	FINNISH SWIMMING ASSOCIATION (FIN)	+0.66	28.41	804 pts	

1/8 Finale violette : 50 Brasse Messieurs

[J1 : Sa 10/06/2017 - R3]

1.	LIMA Felipe	1985	BRA	CBDA (BRA)	+0.68	27.48	888 pts	
2.	PRIGODA Kirill	1995	RUS	RUSSIAN SWIMMING FEDERATION (RUS)	+0.59	27.51	885 pts	
3.	SHYMANOVICH Ilya	1994	BLR	BEARUSSIAN SWIMMING FEDERATION (...)	+0.67	27.60	877 pts	
4.	TUOMOLA Andrei	1989	FIN	FINNISH SWIMMING ASSOCIATION (FIN)	+0.63	28.31	812 pts	
5.	WIHANTO William	1994	FIN	FINNISH SWIMMING ASSOCIATION (FIN)	+0.63	28.52	794 pts	
6.	TORRE Lorenzo	1997	ITA	NUOTO LIVORNO (ITA)	+0.67	28.64	785 pts	
7.	WONG Fu kang	1998	MAS	AMATEUR SWIMMING UNION OF MALAYS...	+0.66	29.57	713 pts	
8.	NAVEA Mario	1995	ESP	FEDERACIO CATALANO DE NATACIO (ESP)	+0.68	29.85	693 pts	

1/8 Finale orange : 50 Brasse Messieurs


[J1 : Sa 10/06/2017 - R3]

1.	NIKOLAEV Andrei	1992	RUS	EFIMOVA TEAM (RUS)	+0.00	27.41	895 pts	
2.	KOSEKI Yasuhiro	1992	JPN	JAPAN SWIMMING FEDERATION (JPN)	+0.00	27.59	878 pts	
3.	VAN DER BURGH Cameron	1988	RSA	ENERGY STANDARD CLUB (UKR)	+0.00	27.95	844 pts	
4.	DOLENKO Danila	1995	RUS	EFIMOVA TEAM (RUS)	+0.00	28.37	807 pts	
5.	FINANCSEK Gabor	1985	HUN	HUNGARIAN SWIMMING ASSOCIATION (...)	+0.00	28.59	789 pts	
6.	CAVE Daniel	1999	AUS	AUSTRALIAN SWIMMING FEDERATION (...)	+0.00	28.65	784 pts	
7.	ELLIOTT Tomas	1995	AUS	AUSTRALIAN SWIMMING FEDERATION (...)	+0.00	28.75	776 pts	
8.	ZANKO Vsevolod	1995	RUS	RUSSIAN SWIMMING FEDERATION (RUS)	+0.00	28.83	769 pts	

Séries : 50 Brasse Messieurs

[J1 : Sa 10/06/2017 - R1]

1.	NIKOLAEV Andrei	1992	RUS	EFIMOVA TEAM (RUS)	+0.65	27.30	906 pts	MR
2.	SHYMANOVICH Ilya	1994	BLR	BEARUSSIAN SWIMMING FEDERATION (...)	+0.69	27.46	890 pts	
3.	DOLENKO Danila	1995	RUS	EFIMOVA TEAM (RUS)	+0.76	28.16	825 pts	
4.	PRIGODA Kirill	1995	RUS	RUSSIAN SWIMMING FEDERATION (RUS)	+0.59	28.24	818 pts	





Mare Nostrum Monaco
MONACO
du 10 au 11 juin 2017 - Bassin de 50 m




Résultats

(Suite) Séries : 50 Brasse Messieurs

[J1 : Sa 10/06/2017 - R1]

5.	KOSEKI Yasuhiro	1992	JPN	JAPAN SWIMMING FEDERATION (JPN)	+0.63	28.29	814 pts
6.	LIMA Felipe	1985	BRA	CBDA (BRA)	+0.71	28.37	807 pts
7.	CAVE Daniel	1999	AUS	AUSTRALIAN SWIMMING FEDERATION (...)	+0.66	28.48	798 pts
7.	WIHANTO William	1994	FIN	FINNISH SWIMMING ASSOCIATION (FIN)	+0.63	28.48	798 pts
9.	VAN DER BURGH Cameron	1988	RSA	ENERGY STANDARD CLUB (UKR)	+0.66	28.49	797 pts
10.	TUOMOLA Andrei	1989	FIN	FINNISH SWIMMING ASSOCIATION (FIN)	+0.74	28.56	791 pts
11.	FINANCSEK Gabor	1985	HUN	HUNGARIAN SWIMMING ASSOCIATION (...)	+0.68	28.61	787 pts
12.	TORRE Lorenzo	1997	ITA	NUOTO LIVORNO (ITA)	+0.69	28.63	785 pts
13.	ZANKO Vsevolod	1995	RUS	RUSSIAN SWIMMING FEDERATION (RUS)	+0.68	28.86	767 pts
14.	NAVEA Mario	1995	ESP	FEDERACIO CATALANO DE NATACIO (ESP)	+0.68	29.45	722 pts
15.	ELLIOTT Tomas	1995	AUS	AUSTRALIAN SWIMMING FEDERATION (...)	+0.66	29.48	719 pts
16.	WONG Fu kang	1998	MAS	AMATEUR SWIMMING UNION OF MALAYS...	+0.63	29.79	697 pts
17.	NIANE Abdoul	1988	SEN	AS MONACO NATATION	+0.71	29.93	687 pts
18.	CASTEJON Alex	1998	ESP	FEDERACIO CATALANO DE NATACIO (ESP)	+0.65	31.23	605 pts
19.	SAINTON Marcus	2002	FRA	AS MONACO NATATION	+0.71	31.73	577 pts
20.	KEMP Gareth robert	1999	RSA	SEAGULLS (RSA)	+0.80	31.94	565 pts
---	DENCAUSSE Jean	1997	FRA	CN MARSEILLE		DSQ Ni	
---	BELLINI Marco	1994	ITA	QSWIM SSD A.R.L. (ITA)		DNS dec	





Mare Nostrum Monaco
MONACO
du 10 au 11 juin 2017 - Bassin de 50 m



Résultats

[Cotation FINA]

Records du 50 Brasse Dames

Records du Monde: **29.48** MEILUTYTE Ruta (1997) LTU 03/08/2013 BARCELONE
Records d'Europe: **29.48** MEILUTYTE Ruta (1997) LTU 03/08/2013 BARCELONE
Monaco meeting records: **30.11** MEILUTYTE Ruta (1997) LTU 09/06/2013 MONACO
Mare Nostrum Records: **29.88** MEILUTYTE Ruta (1997) LTU 07/06/2015 CANET

Finale verte : 50 Brasse Dames

[J2 : Di 11/06/2017 - R9]

1.	EFIMOVA Yuliya	1992	RUS	EFIMOVA TEAM (RUS)	+0.68	30.23	927 pts
2.	JOHANSSON Jennie	1988	SWE	SK NEPTUN (SWE)	+0.71	30.43	909 pts

1/2 Finale rouge : 50 Brasse Dames

[J2 : Di 11/06/2017 - R8]

1.	EFIMOVA Yuliya	1992	RUS	EFIMOVA TEAM (RUS)	+0.69	30.31	920 pts
2.	JOHANSSON Jennie	1988	SWE	SK NEPTUN (SWE)	+0.69	31.02	858 pts
3.	SUZUKI Satomi	1991	JPN	JAPAN SWIMMING FEDERATION (JPN)	+0.60	31.07	854 pts
4.	LAUKKANEN Jenna	1995	FIN	FINNISH SWIMMING ASSOCIATION (FIN)	+0.66	31.23	841 pts

1/4 Finale jaune : 50 Brasse Dames

[J1 : Sa 10/06/2017 - R5]

1.	EFIMOVA Yuliya	1992	RUS	EFIMOVA TEAM (RUS)	+0.72	30.82	875 pts
2.	SUZUKI Satomi	1991	JPN	JAPAN SWIMMING FEDERATION (JPN)	+0.59	31.25	839 pts
3.	LAUKKANEN Jenna	1995	FIN	FINNISH SWIMMING ASSOCIATION (FIN)	+0.64	31.34	832 pts
4.	JOHANSSON Jennie	1988	SWE	SK NEPTUN (SWE)	+0.74	31.36	830 pts
5.	KIVIRINTA Veera	1995	FIN	FINNISH SWIMMING ASSOCIATION (FIN)	+0.71	32.31	759 pts
6.	MCKEOWN Taylor	1995	AUS	AUSTRALIAN SWIMMING FEDERATION (...)	+0.71	32.46	749 pts
7.	MAKINO Hiroko	1999	JPN	JAPAN SWIMMING FEDERATION (JPN)	+0.62	32.99	713 pts
8.	PHEE Jinq-En	1997	MAS	AMATEUR SWIMMING UNION OF MALAYS...	+0.68	33.09	707 pts

1/8 Finale violette : 50 Brasse Dames

[J1 : Sa 10/06/2017 - R3]

1.	JOHANSSON Jennie	1988	SWE	SK NEPTUN (SWE)	+0.72	31.12	850 pts
2.	SUZUKI Satomi	1991	JPN	JAPAN SWIMMING FEDERATION (JPN)	+0.60	31.23	841 pts
3.	MCKEOWN Taylor	1995	AUS	AUSTRALIAN SWIMMING FEDERATION (...)	+0.73	32.27	762 pts
4.	PHEE Jinq-En	1997	MAS	AMATEUR SWIMMING UNION OF MALAYS...	+0.67	32.45	749 pts
5.	GARCIA UZAINQUI Marina	1996	ESP	FEDERACIO CATALANO DE NATACIO (ESP)	+0.70	33.13	704 pts
6.	KUCHERENKO Veronika	2003	RUS	EFIMOVA TEAM (RUS)	+0.80	33.86	659 pts
7.	VISAGIE Emily	1998	RSA	SEAGULLS (RSA)	+0.77	33.87	659 pts
8.	BLANCHETIERE Adèle	1999	FRA	EN CAEN	+0.72	34.23	638 pts

1/8 Finale orange : 50 Brasse Dames


[J1 : Sa 10/06/2017 - R3]

1.	EFIMOVA Yuliya	1992	RUS	EFIMOVA TEAM (RUS)	+0.00	30.51	902 pts
2.	LAUKKANEN Jenna	1995	FIN	FINNISH SWIMMING ASSOCIATION (FIN)	+0.00	31.43	825 pts
3.	KIVIRINTA Veera	1995	FIN	FINNISH SWIMMING ASSOCIATION (FIN)	+0.00	32.19	768 pts
4.	MAKINO Hiroko	1999	JPN	JAPAN SWIMMING FEDERATION (JPN)	+0.00	32.45	749 pts
5.	KALASHNIKOVA Vera	1992	RUS	EFIMOVA TEAM (RUS)	+0.00	33.23	698 pts
6.	JORDOVA Eva	1989	CZE	CZECH SWIMMING FEDERATION (CZE)	+0.00	33.31	693 pts
7.	HODGSON Nakita wynona	1995	RSA	SEAGULLS (RSA)	+0.00	34.10	646 pts
8.	TERNO Federica	1994	ITA	QSWIM SSD A.R.L. (ITA)	+0.00	34.35	632 pts

Séries : 50 Brasse Dames

[J1 : Sa 10/06/2017 - R1]

1.	EFIMOVA Yuliya	1992	RUS	EFIMOVA TEAM (RUS)	+0.74	30.67	888 pts
2.	SUZUKI Satomi	1991	JPN	JAPAN SWIMMING FEDERATION (JPN)	+0.59	31.11	850 pts
3.	LAUKKANEN Jenna	1995	FIN	FINNISH SWIMMING ASSOCIATION (FIN)	+0.69	31.40	827 pts
4.	JOHANSSON Jennie	1988	SWE	SK NEPTUN (SWE)	+0.73	31.89	789 pts





Mare Nostrum Monaco
MONACO
du 10 au 11 juin 2017 - Bassin de 50 m




Résultats

(Suite) Séries : 50 Brasse Dames

[J1 : Sa 10/06/2017 - R1]

5.	KIVIRINTA Veera	1995	FIN	FINNISH SWIMMING ASSOCIATION (FIN)	+0.68	32.10	774 pts
6.	MCKEOWN Taylor	1995	AUS	AUSTRALIAN SWIMMING FEDERATION (...)	+0.72	32.42	751 pts
7.	MAKINO Hiroko	1999	JPN	JAPAN SWIMMING FEDERATION (JPN)	+0.64	32.65	736 pts
8.	PHEE Jinq-En	1997	MAS	AMATEUR SWIMMING UNION OF MALAYS...	+0.67	32.76	728 pts
9.	JORDOVA Eva	1989	CZE	CZECH SWIMMING FEDERATION (CZE)	+0.70	32.87	721 pts
10.	GARCIA UZAINQUI Marina	1996	ESP	FEDERACIO CATALANO DE NATACIO (ESP)	+0.69	33.03	710 pts
11.	KALASHNIKOVA Vera	1992	RUS	EFIMOVA TEAM (RUS)	+0.72	33.38	688 pts
12.	VISAGIE Emily	1998	RSA	SEAGULLS (RSA)	+0.80	33.49	682 pts
13.	TERNO Federica	1994	ITA	QSWIM SSD A.R.L. (ITA)	+0.68	33.93	655 pts
14.	BLANCHETIERE Adèle	1999	FRA	EN CAEN	+0.72	33.94	655 pts
15.	HODGSON Nakita wynona	1995	RSA	SEAGULLS (RSA)	+0.72	34.06	648 pts
16.	KUCHERENKO Veronika	2003	RUS	EFIMOVA TEAM (RUS)	+0.82	34.15	643 pts
17.	HERVE Nolwenn	1999	FRA	CANET 66 NATATION	+0.69	34.94	600 pts
18.	HEYMANS Maria magdalena	1999	RSA	SEAGULLS (RSA)	+0.69	35.46	574 pts
19.	BAILLY Marine	1999	FRA	AS MONACO NATATION	+0.76	37.02	504 pts
20.	LEPRA Julianne	2003	FRA	AS MONACO NATATION	+0.75	37.28	494 pts





Mare Nostrum Monaco

MONACO
du 10 au 11 juin 2017 - Bassin de 50 m



Résultats

[Cotation FINA]

Records du 50 Nage Libre Messieurs

Records du Monde: **20.91** CIELO FILHO Cesar (1987) BRA 18/12/2009 SAO PAULO
Records d'Europe: **20.94** BOUSQUET Frédérick (1981) FRA 26/04/2009 MONTPELLIER
Monaco meeting records: **21.58** JONES Cullen (1984) USA 14/06/2009 MONACO
Mare Nostrum Records: **21.58** CULLEN Jones (1984) USA 14/06/2009 MONACO

Finale verte : 50 Nage Libre Messieurs

[J2 : Di 11/06/2017 - R9]

1.	FRATUS Bruno	1989	BRA	BRAZILIAN OLYMPIC COMMITTEE (BRA)	+0.64	21.78	884 pts
2.	LIUKKONEN Ari Pekka	1989	FIN	FINNISH SWIMMING ASSOCIATION (FIN)	+0.65	21.90	870 pts

1/2 Finale rouge : 50 Nage Libre Messieurs

[J2 : Di 11/06/2017 - R8]

1.	FRATUS Bruno	1989	BRA	BRAZILIAN OLYMPIC COMMITTEE (BRA)	+0.68	21.77	886 pts
2.	LIUKKONEN Ari Pekka	1989	FIN	FINNISH SWIMMING ASSOCIATION (FIN)	+0.64	21.94	865 pts
3.	PROUD Benjamin	1994	GBR	ENERGY STANDARD CLUB (UKR)	+0.63	21.99	859 pts
4.	MAGNUSSEN James	1991	AUS	AUSTRALIAN SWIMMING FEDERATION (...)	+0.70	22.28	826 pts

1/4 Finale jaune : 50 Nage Libre Messieurs

[J1 : Sa 10/06/2017 - R5]

1.	FRATUS Bruno	1989	BRA	BRAZILIAN OLYMPIC COMMITTEE (BRA)	+0.69	22.06	851 pts
2.	PROUD Benjamin	1994	GBR	ENERGY STANDARD CLUB (UKR)	+0.62	22.12	844 pts
3.	LIUKKONEN Ari Pekka	1989	FIN	FINNISH SWIMMING ASSOCIATION (FIN)	+0.69	22.25	829 pts
4.	MAGNUSSEN James	1991	AUS	AUSTRALIAN SWIMMING FEDERATION (...)	+0.73	22.28	826 pts
5.	MCEVOY Cameron	1994	AUS	AUSTRALIAN SWIMMING FEDERATION (...)	+0.60	22.44	809 pts
6.	BRIANSKII Aleksei	1997	RUS	ENERGY STANDARD CLUB (UKR)	+0.68	22.49	803 pts
7.	SHEVTSOV Serhii	1998	UKR	ENERGY STANDARD CLUB (UKR)	+0.61	22.74	777 pts
8.	SHIOURA Shinri	1991	JPN	JAPAN SWIMMING FEDERATION (JPN)	+0.68	23.05	746 pts

1/8 Finale violette : 50 Nage Libre Messieurs

[J1 : Sa 10/06/2017 - R3]

1.	LIUKKONEN Ari Pekka	1989	FIN	FINNISH SWIMMING ASSOCIATION (FIN)	+0.68	22.34	819 pts
2.	MCEVOY Cameron	1994	AUS	AUSTRALIAN SWIMMING FEDERATION (...)	+0.60	22.35	818 pts
3.	BRIANSKII Aleksei	1997	RUS	ENERGY STANDARD CLUB (UKR)	+0.67	22.51	801 pts
4.	SHEVTSOV Serhii	1998	UKR	ENERGY STANDARD CLUB (UKR)	+0.63	22.70	781 pts
5.	MACHEKIN Artsiom	1991	BLR	BEARUSSIAN SWIMMING FEDERATION (...)	+0.66	23.07	744 pts
6.	REITSHAMMER Bernhard	1994	AUT	AUSTRIAN SWIMMING FEDERATION (AUT)	+0.65	23.45	708 pts
7.	VOBORIL Matej	1993	CZE	CZECH SWIMMING FEDERATION (CZE)	+0.68	23.65	691 pts
8.	MOSER Josef	1997	CZE	CZECH SWIMMING FEDERATION (CZE)	+0.74	23.67	689 pts

1/8 Finale orange : 50 Nage Libre Messieurs


[J1 : Sa 10/06/2017 - R3]

1.	FRATUS Bruno	1989	BRA	BRAZILIAN OLYMPIC COMMITTEE (BRA)	+0.00	22.36	817 pts
2.	MAGNUSSEN James	1991	AUS	AUSTRALIAN SWIMMING FEDERATION (...)	+0.00	22.45	808 pts
3.	PROUD Benjamin	1994	GBR	ENERGY STANDARD CLUB (UKR)	+0.00	22.49	803 pts
4.	SHIOURA Shinri	1991	JPN	JAPAN SWIMMING FEDERATION (JPN)	+0.00	22.81	770 pts
5.	STOCKWELL William	1997	AUS	AUSTRALIAN SWIMMING FEDERATION (...)	+0.00	23.14	737 pts
6.	LOBINTSEV Nikita	1988	RUS	RUSSIAN SWIMMING FEDERATION (RUS)	+0.00	23.16	735 pts
6.	MIGNON Clément	1993	FRA	CN MARSEILLE	+0.00	23.16	735 pts
8.	ZEPHIR Jean-Luc	1993	LCA	JOUÉ NATATION	+0.00	23.82	676 pts

Séries : 50 Nage Libre Messieurs

[J1 : Sa 10/06/2017 - R1]

1.	FRATUS Bruno	1989	BRA	BRAZILIAN OLYMPIC COMMITTEE (BRA)	+0.67	22.28	826 pts
2.	MCEVOY Cameron	1994	AUS	AUSTRALIAN SWIMMING FEDERATION (...)	+0.61	22.51	801 pts
3.	MAGNUSSEN James	1991	AUS	AUSTRALIAN SWIMMING FEDERATION (...)	+0.71	22.59	793 pts
4.	LIUKKONEN Ari Pekka	1989	FIN	FINNISH SWIMMING ASSOCIATION (FIN)	+0.69	22.75	776 pts





Mare Nostrum Monaco
MONACO
du 10 au 11 juin 2017 - Bassin de 50 m




Résultats

(Suite) Séries : 50 Nage Libre Messieurs

[J1 : Sa 10/06/2017 - R1]

5.	STOCKWELL William	1997	AUS	AUSTRALIAN SWIMMING FEDERATION (...)	+0.64	22.97	754 pts
6.	SHEVTSOV Serhii	1998	UKR	ENERGY STANDARD CLUB (UKR)	+0.63	22.99	752 pts
7.	PROUD Benjamin	1994	GBR	ENERGY STANDARD CLUB (UKR)	+0.64	23.04	747 pts
8.	MACHEKIN Artsiom	1991	BLR	BEARUSSIAN SWIMMING FEDERATION (...)	+0.66	23.05	746 pts
9.	LOBINTSEV Nikita	1988	RUS	RUSSIAN SWIMMING FEDERATION (RUS)	+0.73	23.08	743 pts
10.	BRIANSKII Aleksei	1997	RUS	ENERGY STANDARD CLUB (UKR)	+0.69	23.13	738 pts
11.	SHIOURA Shinri	1991	JPN	JAPAN SWIMMING FEDERATION (JPN)	+0.70	23.23	729 pts
12.	VOBORIL Matej	1993	CZE	CZECH SWIMMING FEDERATION (CZE)	+0.70	23.25	727 pts
13.	MIGNON Clément	1993	FRA	CN MARSEILLE	+0.63	23.28	724 pts
14.	REITSHAMMER Bernhard	1994	AUT	AUSTRIAN SWIMMING FEDERATION (AUT)	+0.64	23.57	698 pts
15.	ZEPHIR Jean-Luc	1993	LCA	JOUÉ NATATION	+0.68	23.59	696 pts
16.	MOSER Josef	1997	CZE	CZECH SWIMMING FEDERATION (CZE)	+0.70	23.61	694 pts
17.	KEITH Lim	1997	MAS	AMATEUR SWIMMING UNION OF MALAYS...	+0.62	23.77	680 pts
18.	NEGRI Benno	1998	AUS	AUSTRALIAN SWIMMING FEDERATION (...)	+0.71	23.78	679 pts
19.	BILDOSOLA AGIRREGOMEZKORTA Mikel	1983	ESP	BASQUE SWIMMING FEDERATION (ESP)	+0.67	23.82	676 pts
20.	THOMPSON David	1993	GBR	BANGOR SC (IRL)	+0.66	23.86	673 pts
21.	KRASOCHKA Viktor	1996	BLR	BEARUSSIAN SWIMMING FEDERATION (...)	+0.66	23.87	672 pts
22.	SHI Yang	1989	CHN	CHINA SWIMMING ASSOCIATION (CHN)	+0.64	23.88	671 pts
23.	GERRARD Jack	1994	AUS	AUSTRALIAN SWIMMING FEDERATION (...)	+0.69	24.07	655 pts
23.	MORGAN David	1994	AUS	AUSTRALIAN SWIMMING FEDERATION (...)	+0.61	24.07	655 pts
25.	TORRE Lorenzo	1997	ITA	NUOTO LIVORNO (ITA)	+0.68	24.15	649 pts
26.	KHLOPTSOV Andrii	1998	UKR	ENERGY STANDARD CLUB (UKR)	+0.67	24.18	646 pts
27.	HORTON Mack	1996	AUS	AUSTRALIAN SWIMMING FEDERATION (...)	+0.74	24.31	636 pts
28.	NIANE Abdoul	1988	SEN	AS MONACO NATATION	+0.73	24.33	634 pts
29.	LEBON Yeraï	1992	ESP	BASQUE SWIMMING FEDERATION (ESP)	+0.72	24.41	628 pts
30.	LANZA Federico	1996	ITA	AS MONACO NATATION	+0.68	24.44	626 pts
31.	PERREAULT Alexandre	1998	CAN	SWIMMING CANADA (CAN)	+0.61	24.57	616 pts
32.	AUSTER Alex-Guido	1997	USA	AS MONACO NATATION	+0.72	24.64	611 pts
33.	CHAN Jie	1995	MAS	AMATEUR SWIMMING UNION OF MALAYS...	+0.66	24.70	606 pts
34.	CAMPAGNO Andrea	1995	FRA	AS MONACO NATATION	+0.72	24.76	602 pts
35.	NICOLAS Yohan	2001	FRA	AS MONACO NATATION	+0.67	24.78	600 pts
36.	SALA Alberto	1998	ITA	QSWIM SSD A.R.L. (ITA)	+0.73	24.84	596 pts
37.	BILDOSOLA AGIRREGOMEZKORTA Inaki	1983	ESP	BASQUE SWIMMING FEDERATION (ESP)	+0.68	24.97	587 pts
38.	JUIZ LARRANAGA David	1994	ESP	BASQUE SWIMMING FEDERATION (ESP)	+0.70	25.00	585 pts
39.	IBORRA JIMENEZ David	1989	ESP	BASQUE SWIMMING FEDERATION (ESP)	+0.71	25.10	578 pts
40.	BOLE Scott	1996	FRA	AS MONACO NATATION	+0.68	25.36	560 pts
41.	IACONO Eliott	1997	FRA	SC THIONVILLE	+0.61	25.61	544 pts
42.	BOULESTEIX Valentin	2000	FRA	AS MONACO NATATION	+0.66	25.72	537 pts
43.	CHIABAUT Théo	1999	MON	FEDERATION MONEGASQUE DE NATATIO...	+0.68	25.93	524 pts
44.	RACO Anthony	1996	FRA	AS MONACO NATATION	+0.69	26.60	485 pts
45.	MORAIS-SANTOS Julien	2003	FRA	AS MONACO NATATION	+0.60	26.63	484 pts
46.	VIORA Dorian	2000	MON	FEDERATION MONEGASQUE DE NATATIO...	+0.65	26.76	477 pts
47.	ROUSSEL Victor	1998	FRA	CLUB DES NAGEURS DE PARIS	+0.76	27.77	426 pts
48.	BROGIALDI Léo	1999	FRA	AS MONACO NATATION	+0.69	27.90	420 pts
49.	CHURCHILL Victor	2001	DEN	AS MONACO NATATION	+0.65	27.97	417 pts
---	AGUILAR Oskitz	1995	ESP	BASQUE SWIMMING FEDERATION (ESP)		DNS	dec





Mare Nostrum Monaco
MONACO
du 10 au 11 juin 2017 - Bassin de 50 m



Résultats

[Cotation FINA]

Records du 50 Nage Libre Dames

Records du Monde: **23.73** STEFFEN Britta (1983) GER 02/08/2009 ROME
Records d'Europe: **23.73** STEFFEN Britta (1983) GER 02/08/2009 ROME
Monaco meeting records: **23.95** SJOSTROM Sarah (1993) SWE 11/06/2017 MONACO
Mare Nostrum Records: **23.95** SJOSTROM Sarah (1993) SWE 11/06/2017 MONACO

Finale verte : 50 Nage Libre Dames

[J2 : Di 11/06/2017 - R9]

1.	SJOSTROM Sarah	1993	SWE	SödERTörNS SIMSällSKAP (SWE)	+0.66	23.95	972 pts	MR
2.	CAMPBELL Bronte	1994	AUS	AUSTRALIAN SWIMMING FEDERATION (...)	+0.68	24.58	899 pts	

1/2 Finale rouge : 50 Nage Libre Dames

[J2 : Di 11/06/2017 - R8]

1.	SJOSTROM Sarah	1993	SWE	SödERTörNS SIMSällSKAP (SWE)	+0.67	24.28	933 pts	MR
2.	CAMPBELL Bronte	1994	AUS	AUSTRALIAN SWIMMING FEDERATION (...)	+0.65	24.75	881 pts	
3.	CAMPBELL Cate	1992	AUS	AUSTRALIAN SWIMMING FEDERATION (...)	+0.81	24.78	878 pts	
4.	ELMSLIE Brittany	1994	AUS	AUSTRALIAN SWIMMING FEDERATION (...)	+0.67	25.60	796 pts	

1/4 Finale jaune : 50 Nage Libre Dames

[J1 : Sa 10/06/2017 - R5]

1.	SJOSTROM Sarah	1993	SWE	SödERTörNS SIMSällSKAP (SWE)	+0.69	24.35	925 pts	
2.	CAMPBELL Bronte	1994	AUS	AUSTRALIAN SWIMMING FEDERATION (...)	+0.67	24.76	880 pts	
3.	CAMPBELL Cate	1992	AUS	AUSTRALIAN SWIMMING FEDERATION (...)	+0.82	24.82	873 pts	
4.	ELMSLIE Brittany	1994	AUS	AUSTRALIAN SWIMMING FEDERATION (...)	+0.68	25.45	810 pts	
5.	SANTAMANS Anna	1993	FRA	CN MARSEILLE	+0.60	25.56	800 pts	
6.	NGAWATI Kotuku	1994	AUS	AUSTRALIAN SWIMMING FEDERATION (...)	+0.63	25.85	773 pts	
7.	PETIT Cassandra	1995	FRA	AS MONACO NATATION	+0.66	26.22	741 pts	
8.	KHITRAYA Yuliya	1989	BLR	BEARUSSIAN SWIMMING FEDERATION (...)	+0.70	26.29	735 pts	

1/8 Finale violette : 50 Nage Libre Dames

[J1 : Sa 10/06/2017 - R3]

1.	CAMPBELL Bronte	1994	AUS	AUSTRALIAN SWIMMING FEDERATION (...)	+0.68	24.83	872 pts	
2.	NGAWATI Kotuku	1994	AUS	AUSTRALIAN SWIMMING FEDERATION (...)	+0.62	25.70	787 pts	
3.	ELMSLIE Brittany	1994	AUS	AUSTRALIAN SWIMMING FEDERATION (...)	+0.67	25.78	779 pts	
4.	KHITRAYA Yuliya	1989	BLR	BEARUSSIAN SWIMMING FEDERATION (...)	+0.70	26.08	753 pts	
5.	PETIT Cassandra	1995	FRA	AS MONACO NATATION	+0.65	26.31	733 pts	
6.	NEALE Leah	1995	AUS	AUSTRALIAN SWIMMING FEDERATION (...)	+0.70	26.44	722 pts	
7.	WOODS Elyse	1998	AUS	AUSTRALIAN SWIMMING FEDERATION (...)	+0.68	27.07	673 pts	
8.	IBARRONDO Ane	1997	ESP	BASQUE SWIMMING FEDERATION (ESP)	+0.66	27.31	656 pts	

1/8 Finale orange : 50 Nage Libre Dames


[J1 : Sa 10/06/2017 - R3]

1.	SJOSTROM Sarah	1993	SWE	SödERTörNS SIMSällSKAP (SWE)	+0.00	24.49	909 pts	
2.	CAMPBELL Cate	1992	AUS	AUSTRALIAN SWIMMING FEDERATION (...)	+0.00	24.97	858 pts	
3.	SANTAMANS Anna	1993	FRA	CN MARSEILLE	+0.00	25.67	789 pts	
4.	SHERIDAN Mikkayla	1995	AUS	AUSTRALIAN SWIMMING FEDERATION (...)	+0.00	26.32	732 pts	
5.	MOLNAR Flora	1998	HUN	HUNGARIAN SWIMMING ASSOCIATION (...)	+0.00	26.40	726 pts	
6.	LINDBORG Nathalie	1991	SWE	MALMO KAPPSIMNINGSKLUBB (SWE)	+0.00	26.48	719 pts	
7.	GONZALES CRIVILLERS Marta	1995	ESP	FEDERACIO CATALANO DE NATACIO (ESP)	+0.00	26.64	706 pts	
8.	GALLAGHER Erin	1998	RSA	SEAGULLS (RSA)	+0.00	26.83	691 pts	

Séries : 50 Nage Libre Dames

[J1 : Sa 10/06/2017 - R1]

1.	CAMPBELL Cate	1992	AUS	AUSTRALIAN SWIMMING FEDERATION (...)	+0.81	24.84	871 pts	
2.	CAMPBELL Bronte	1994	AUS	AUSTRALIAN SWIMMING FEDERATION (...)	+0.69	24.86	869 pts	
3.	SJOSTROM Sarah	1993	SWE	SödERTörNS SIMSällSKAP (SWE)	+0.66	25.09	846 pts	
4.	ELMSLIE Brittany	1994	AUS	AUSTRALIAN SWIMMING FEDERATION (...)	+0.70	25.80	778 pts	





Mare Nostrum Monaco
MONACO
du 10 au 11 juin 2017 - Bassin de 50 m



Résultats

(Suite) Séries : 50 Nage Libre Dames

[J1 : Sa 10/06/2017 - R1]

5.	SANTAMANS Anna	1993	FRA	CN MARSEILLE	+0.62	25.90	769 pts
6.	NGAWATI Kotuku	1994	AUS	AUSTRALIAN SWIMMING FEDERATION (...)	+0.65	25.91	768 pts
7.	LINDBORG Nathalie	1991	SWE	MALMO KAPPSIMNINGSKLUBB (SWE)	+0.72	26.11	750 pts
8.	KHITRAYA Yuliya	1989	BLR	BEARUSSIAN SWIMMING FEDERATION (...)	+0.72	26.12	749 pts
9.	MOLNAR Flora	1998	HUN	HUNGARIAN SWIMMING ASSOCIATION (...)	+0.65	26.14	748 pts
10.	PETIT Cassandra	1995	FRA	AS MONACO NATATION	+0.68	26.27	737 pts
11.	GONZALES CRIVILLERS Marta	1995	ESP	FEDERACIO CATALANO DE NATACIO (ESP)	+0.65	26.37	728 pts
12.	NEALE Leah	1995	AUS	AUSTRALIAN SWIMMING FEDERATION (...)	+0.68	26.43	723 pts
13.	GALLAGHER Erin	1998	RSA	SEAGULLS (RSA)	+0.73	26.49	718 pts
14.	WOODS Elyse	1998	AUS	AUSTRALIAN SWIMMING FEDERATION (...)	+0.70	26.61	709 pts
15.	SHERIDAN Mikkayla	1995	AUS	AUSTRALIAN SWIMMING FEDERATION (...)	+0.72	26.66	705 pts
16.	IBARRONDO Ane	1997	ESP	BASQUE SWIMMING FEDERATION (ESP)	+0.69	27.11	670 pts
17.	SEMIZHON Alena	2003	BLR	BEARUSSIAN SWIMMING FEDERATION (...)	+0.69	27.13	669 pts
18.	VISTE Pauline	2000	FRA	AS MONACO NATATION	+0.72	27.48	643 pts
19.	D ALESSANDRO Giulia	2001	ITA	AS MONACO NATATION	+0.64	27.77	623 pts
19.	TARPEY Tatum claire	1998	RSA	SEAGULLS (RSA)	+0.78	27.77	623 pts
21.	COLLINS Olivia kate	2003	AUS	SOMERSET SWIM CLUB (AUS)	+0.63	28.07	604 pts
22.	BERTAUX Tifenn	2003	FRA	AS MONACO NATATION	+0.72	28.09	602 pts
23.	SUIGHI Marina	2000	ITA	QSWIM SSD A.R.L. (ITA)	+0.71	28.60	571 pts
24.	ANTUNES DA COSTA Laëticia	2004	POR	AS MONACO NATATION	+0.76	29.18	537 pts
25.	FLORI Lisa	2003	FRA	AS MONACO NATATION	+0.67	29.33	529 pts
26.	MIYAMATSU Sarah	2004	JPN	AS MONACO NATATION	+0.74	29.69	510 pts
27.	ARLOTTI Valéria	2004	ITA	AS MONACO NATATION	+0.73	29.93	498 pts
28.	RICHARDSON Georgina	2005	GBR	AS MONACO NATATION	+0.72	30.10	489 pts

